


















	NHW	AA	Hispanic	Asian
Poor general health (%)	 18.9	 12.9	 24.9	 32.8
Social health				
Low education 	10.6	11.8	32.1	15.7
Non-couple 	30.8	63.5	37.9	22.6
Low household income 	11.9	26.6	29.6	14.3
Unemployed 	41.1	46.4	28.8	42.5
Physical health				
Former/current smoker 	53.4	47.5	23.8	23.5
Former/current drinker 	94.6	95.0	78.4	89.2
CVD comorbidities** 	36.2	51.9	19.2	17.5
Non-CVD comorbidities** 	72.6	78.6	68.2	49.4
Pregnant, yes 	85.6	94.4	91.1	89.6
Birth, yes 	84.0	91.6	90.4	88.7
Psychological health				
Daily activity limitation** 	5.0	2.8	5.1	3.8
Depression 	3.0	2.8	1.2	9.2
Suicide ideation 	4.7	3.0	5.4	10.7