



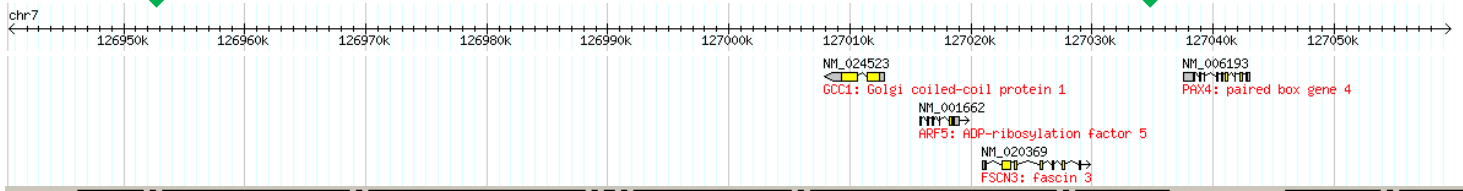
ESM Fig. 8. Linkage disequilibrium for SNPs within the region near PAX4 on chromosome 7 between 126.95 Mb and 127.06 Mb (Build 36). Pairwise r^2 among SNPs for HapMap CEU and CHB are indicated in upper and lower block, respectively. Shades of grey represent the strength of pairwise r^2 . Rs10229583 and rs6467136 are the SNPs showing significant association with T2D in the present study and the study conducted by the East Asian Consortium, respectively.

HapMap CEU



rs6467136

rs10229583



HapMap CHB