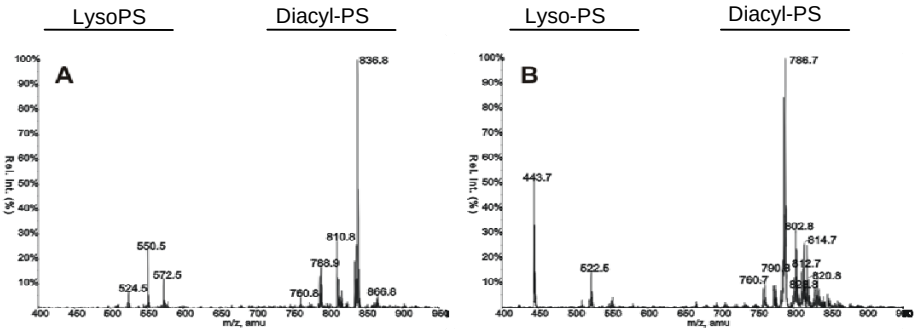
LysoPS
Diacyl-PS
A
836.8
550.5
572.5
524.5
810.8
788.9
760.8
866.8
Rel. Int. (%)
m/z, amu
Lyso-PS
Diacyl-PS
B
786.7
443.7
802.8
814.7
522.5
790.8
812.7
760.7
820.8
Rel. Int. (%)
m/z, amu

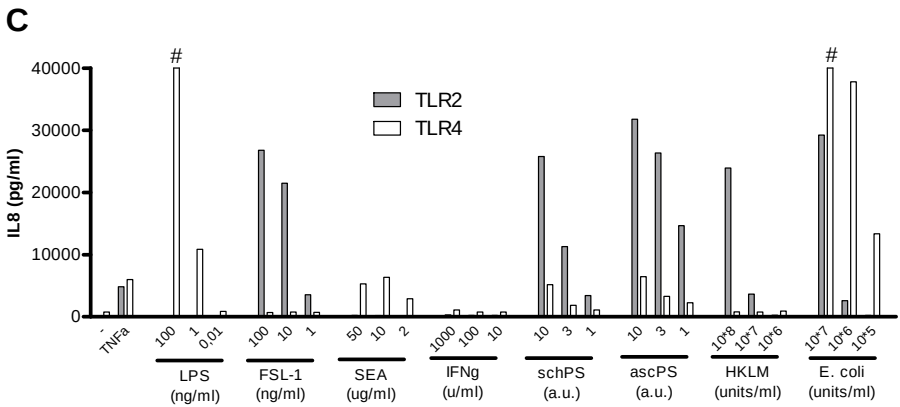
C
IL8 (pg/ml)
TLR2
TLR4
#
#
-
TNFa
100
1
0.01
LPS (ng/ml)
100
10
1
FSL-1 (ng/ml)
50
10
2
SEA (ug/ml)
1000
100
10
IFNg (u/ml)
10
3
1
schPS (a.u.)
10
3
1
ascPS (a.u.)
10^8
10^7
10^6
HKLM (units/ml)
10^7
10^6
10^5
E. coli (units/ml)

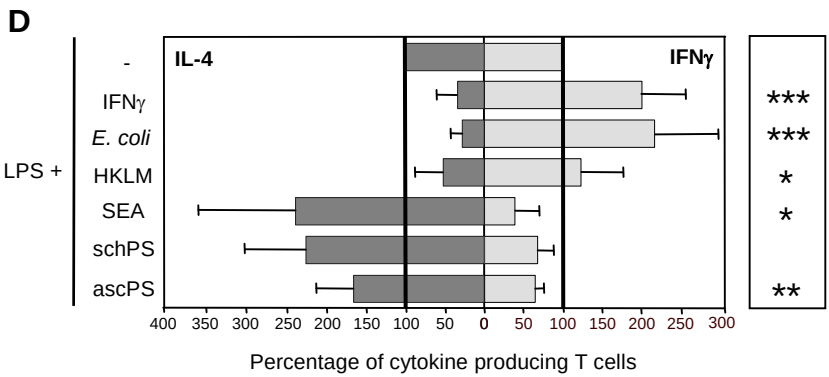
D
LPS +
-
IFNγ
E. coli
HKLM
SEA
schPS
ascPS
IL-4
IFNγ
***
***
*
*
**
Percentage of cytokine producing T cells