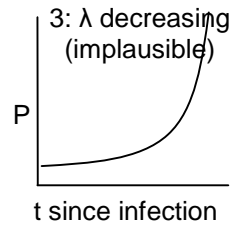
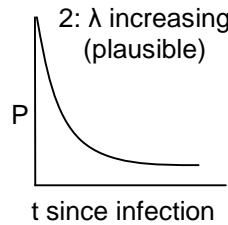
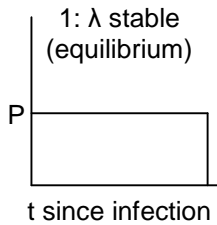


Approximate expected shape of the distribution of times since infection among patients detected, given different incidence (λ) scenarios:

Expected shape of the true distribution of stage 1 survival after infection, given different scenarios:



Observed shape of the distribution of stage 1 survival after detection, given combinations of the different scenarios:

