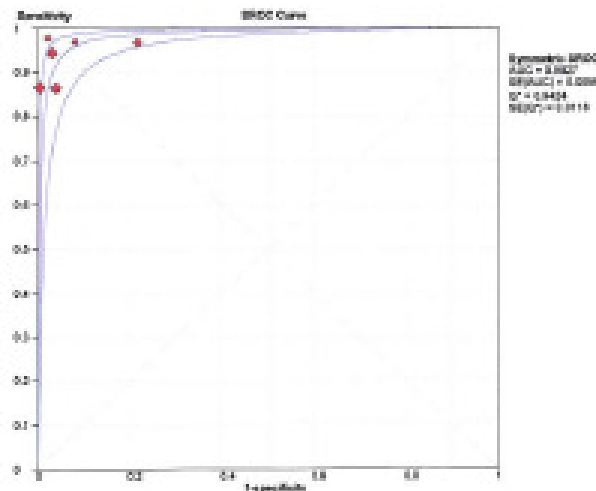
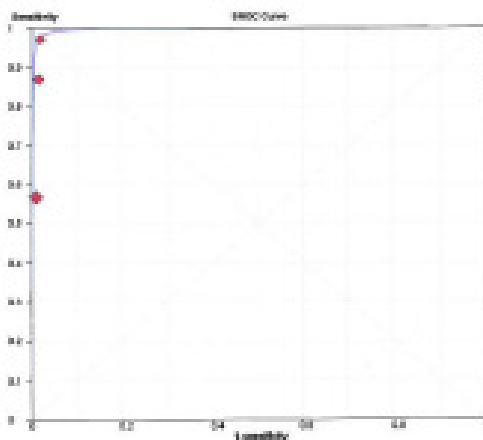


Analysis Options:
 Add 10 to all cells of the table with zero
 Plot CI*
 Symmetric ROC curve (Best using Exact Model (Weighted regression) (Cross Validation))
 Default format: report AUC, CI*

6a) Nitrate Reductase Assay

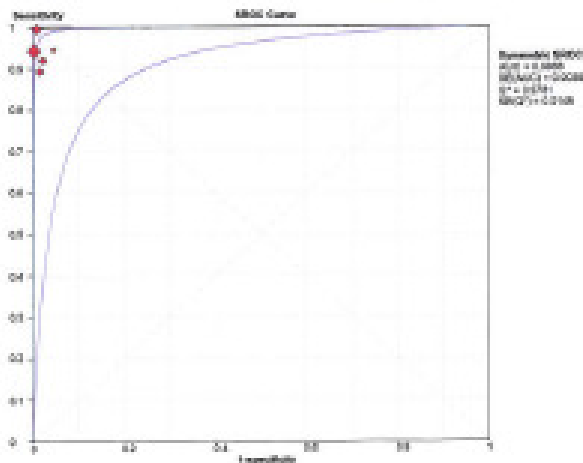


6b) MODS



Analysis Options:
 Add 10 to all cells of the table with zero
 Plot CI*
 Symmetric ROC curve (Best using Exact Model (Weighted regression) (Cross Validation))
 Default format: report AUC, CI*

6c) Genotype[®] MTBDR



Analysis Options:
 Add 10 to all cells of the table with zero
 Plot CI*
 Symmetric ROC curve (Best using Exact Model (Weighted regression) (Cross Validation))
 Default format: report AUC, CI*

6d) Genotype[®] MTBDRplus