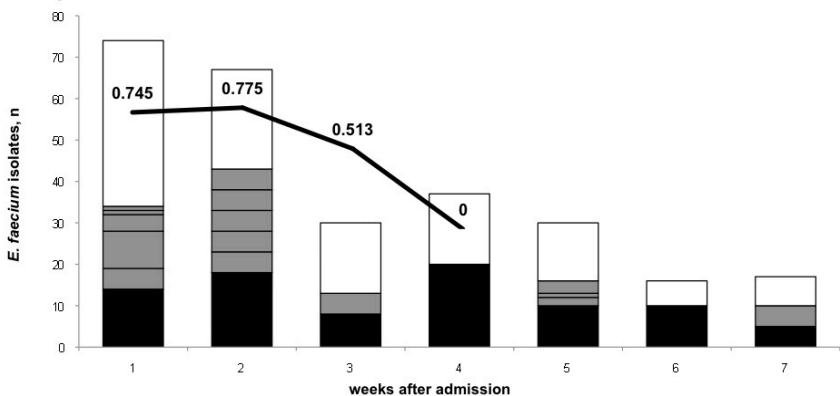
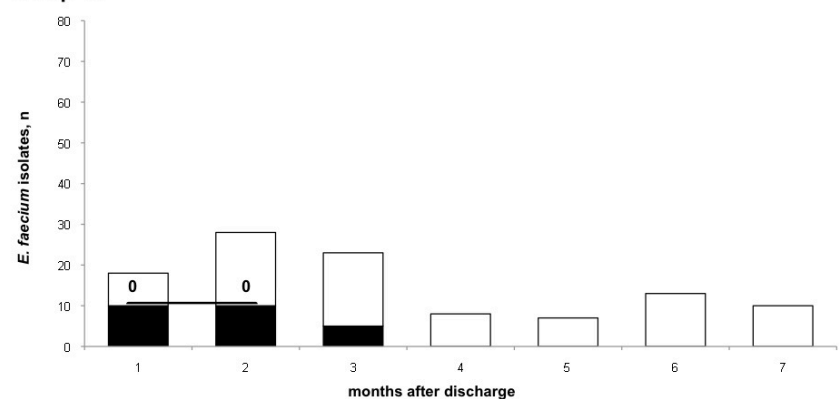


### Group 1a



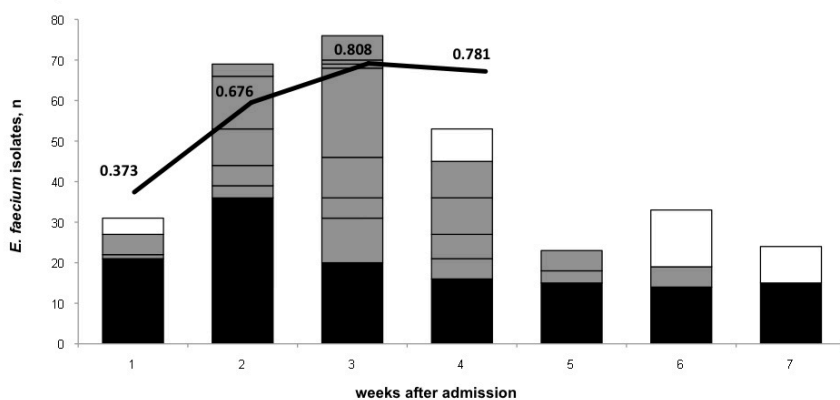
| Swabs, n  | 35 | 25       | 20      | 20      | 11       | 9       | 7       |
|-----------|----|----------|---------|---------|----------|---------|---------|
| Changes * |    | -12 / +2 | -8 / +3 | -3 / +3 | -10 / +1 | -3 / +1 | -3 / +1 |

### Group 1b



| Swabs, n | 7 | 12      | 12      | 11      | 9       | 8       | 5       |
|----------|---|---------|---------|---------|---------|---------|---------|
| Changes  |   | -2 / +7 | +5 / -5 | -4 / +3 | -5 / +3 | -2 / +1 | -5 / +2 |

### Group 2



| Swabs, n | 23 | 25      | 21      | 15      | 9       | 5       | 5       |
|----------|----|---------|---------|---------|---------|---------|---------|
| Changes  |    | -1 / +3 | -5 / +1 | -8 / +2 | -6 / +0 | -4 / +0 | -2 / +2 |

— SID    ■ MT159    ■ ARE clones other than MT159    □ ASE (non typed)