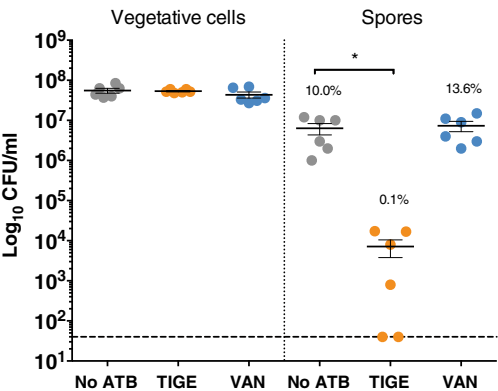
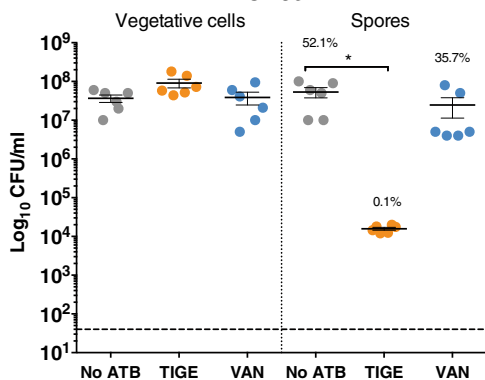
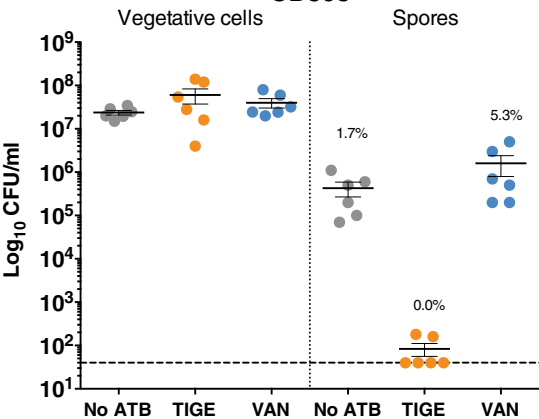


**CD386**

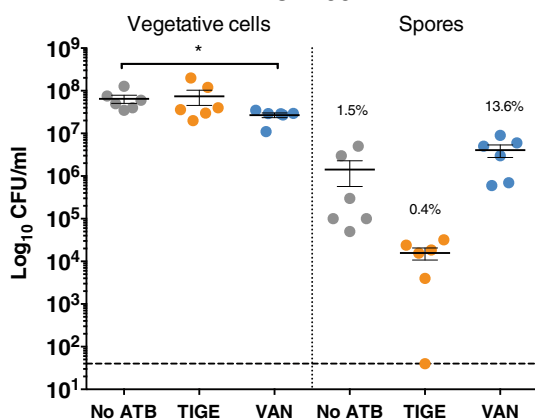
% spores in microscopy		(Time)
2.1	0.0	0.5 (48h)
24.2	5.9 (***)	19.1 (96h)

**CD392**

% spores in microscopy		(Time)
19.9	0.1	10.2 (48h)
86.3	4.1 (****)	79.6 (**)

**CD398**

% spores in microscopy		(Time)
0.4	0.0	2.1 (48h)
22.6	3.0 (****)	24.0 (96h)

**CD400**

% spores in microscopy		(Time)
5.2	0.0	8.4 (48h)
64.2	4.2 (****)	46.3 (**)