

Clinical sign
or symptom

SM

Proportion, by infection status

0%

20%

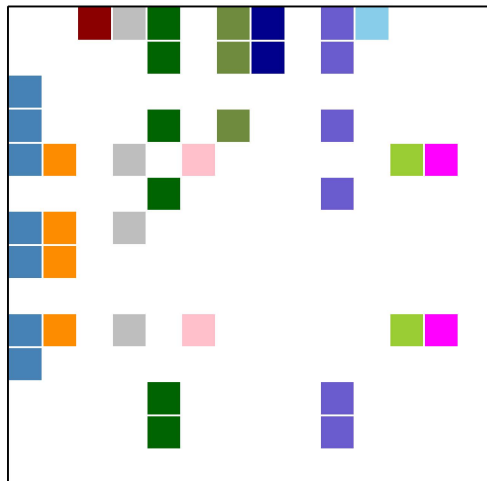
40%

60%

80%

100%

Sorethroat



FLU-A(H1N1)pdm09

FLU-A(H3N2)

FLU-A(Unknown)

FLU-B

CV

EV

RV

ADV-E

ADV-B


CoV-OC43

CoV-NL63

CoV-229E

hMPV

hPIV-3



Clinical sign
or symptom

SM

Proportion, by infection status

0%

20%


40%

60%

80%

100%

Chills Rigors



FLU-A(H1N1)pdm09

FLU-A(H3N2)

FLU-A(Unknown)

FLU-B

CV

EV

RV

ADV-E

ADV-B

CoV-OC43

CoV-NL63

CoV-229E

hMPV

hPIV-3

Clinical sign
or symptom

SM

Proportion, by infection status

0%

20%


40%

60%

80%

100%

Headache



FLU-A(H1N1)pdm09

FLU-A(H3N2)

FLU-A(Unknown)

FLU-B

CV

EV

RV

ADV-E

ADV-B


CoV-OC43

CoV-NL63

CoV-229E

hMPV

hPIV-3



Clinical sign
or symptom

SM

Proportion, by infection status

0%

20%

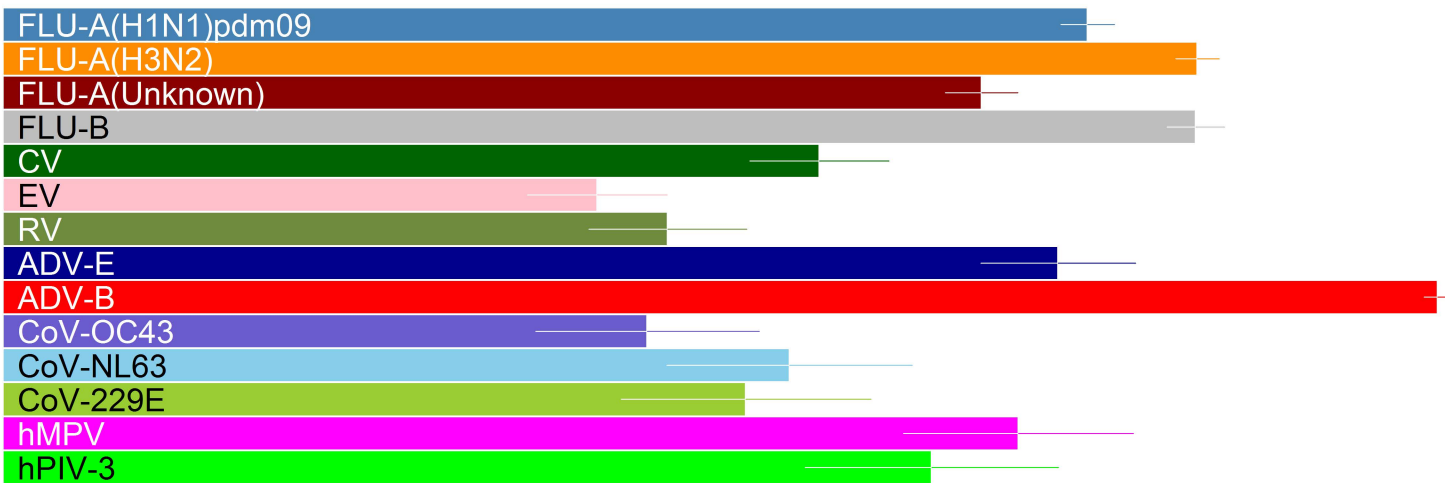
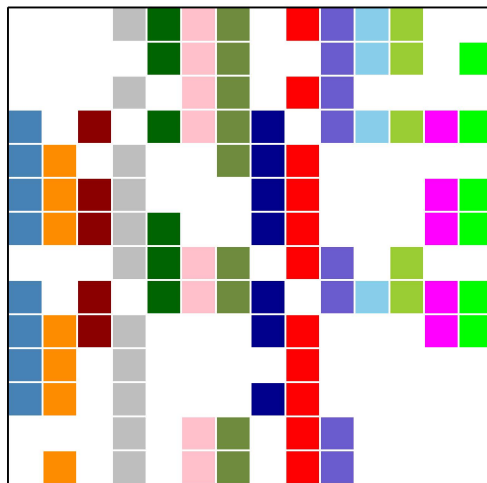
40%

60%

80%

100%

Fever $\geq 37.8^{\circ}\text{C}$



Clinical sign
or symptom

SM

Proportion, by infection status

0%

20%

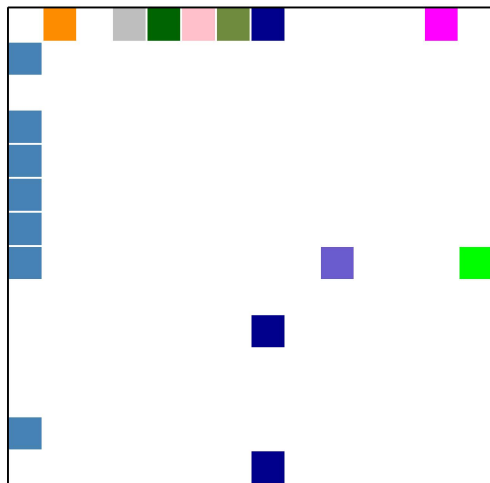
40%

60%

80%

100%

Injected pharynx



FLU-A(H1N1)pdm09

FLU-A(H3N2)

FLU-A(Unknown)

FLU-B

CV

EV

RV

ADV-E

ADV-B

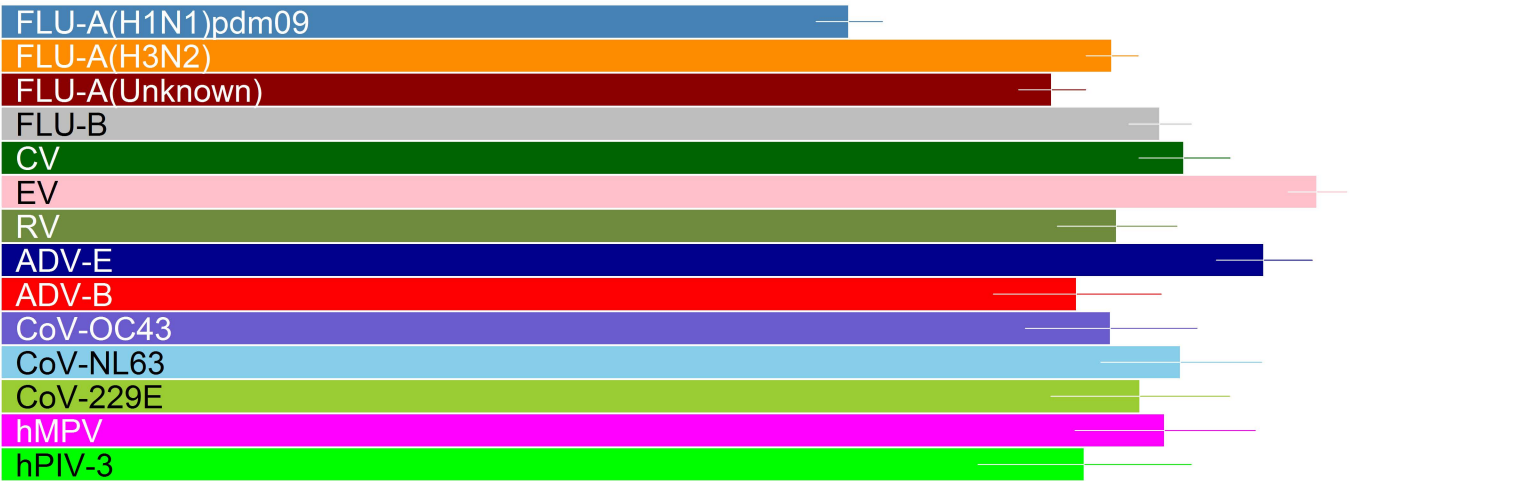
CoV-OC43

CoV-NL63

CoV-229E

hMPV

hPIV-3



Clinical sign
or symptom

SM

Proportion, by infection status

0%

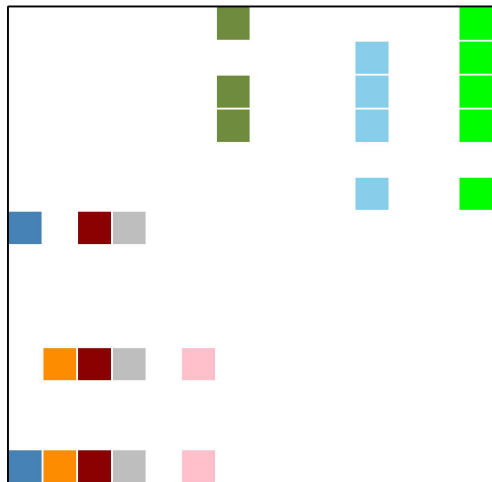
20%

40%

60%

80%

100%



FLU-A(H1N1)pdm09

FLU-A(H3N2)

FLU-A(Unknown)

FLU-B

CV

EV

RV

ADV-E

ADV-B

CoV-OC43

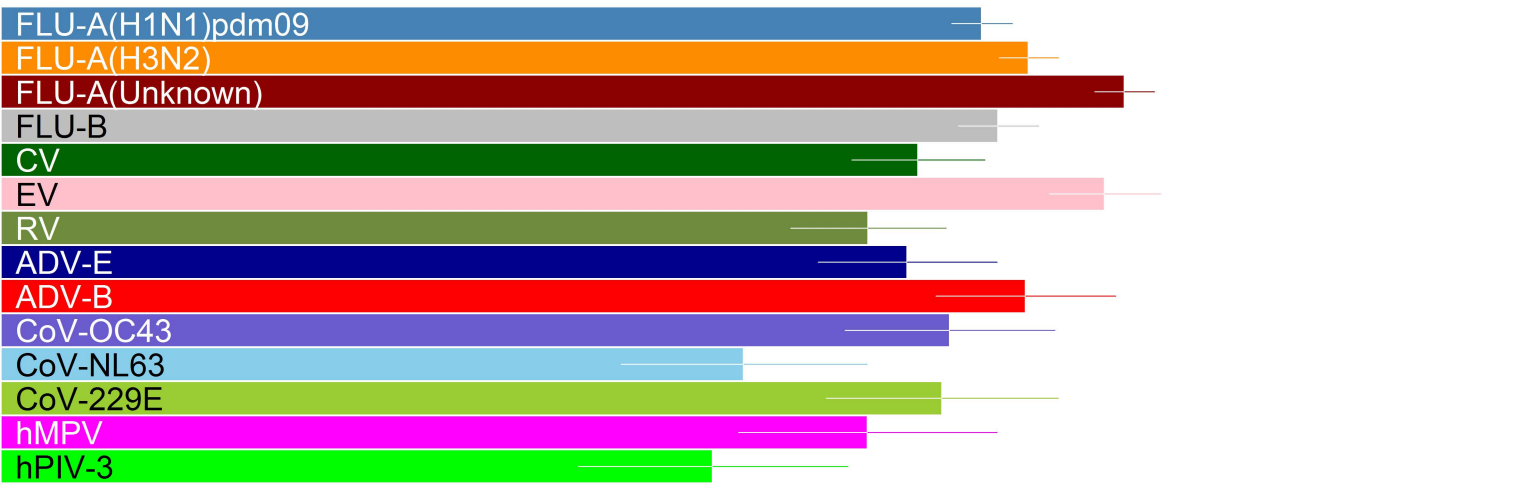
CoV-NL63

CoV-229E

hMPV

hPIV-3

Bodyache



Clinical sign
or symptom

SM

Proportion, by infection status

0%

20%


40%

60%

80%

100%

Cough with phelgm



FLU-A(H1N1)pdm09

FLU-A(H3N2)

FLU-A(Unknown)

FLU-B

CV

EV

RV

ADV-E

ADV-B

CoV-OC43

CoV-NL63

CoV-229E

hMPV

hPIV-3

Clinical sign
or symptom

SM

Proportion, by infection status

0%

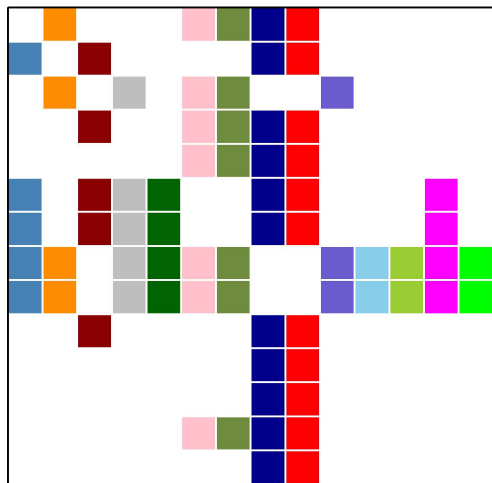
20%

40%

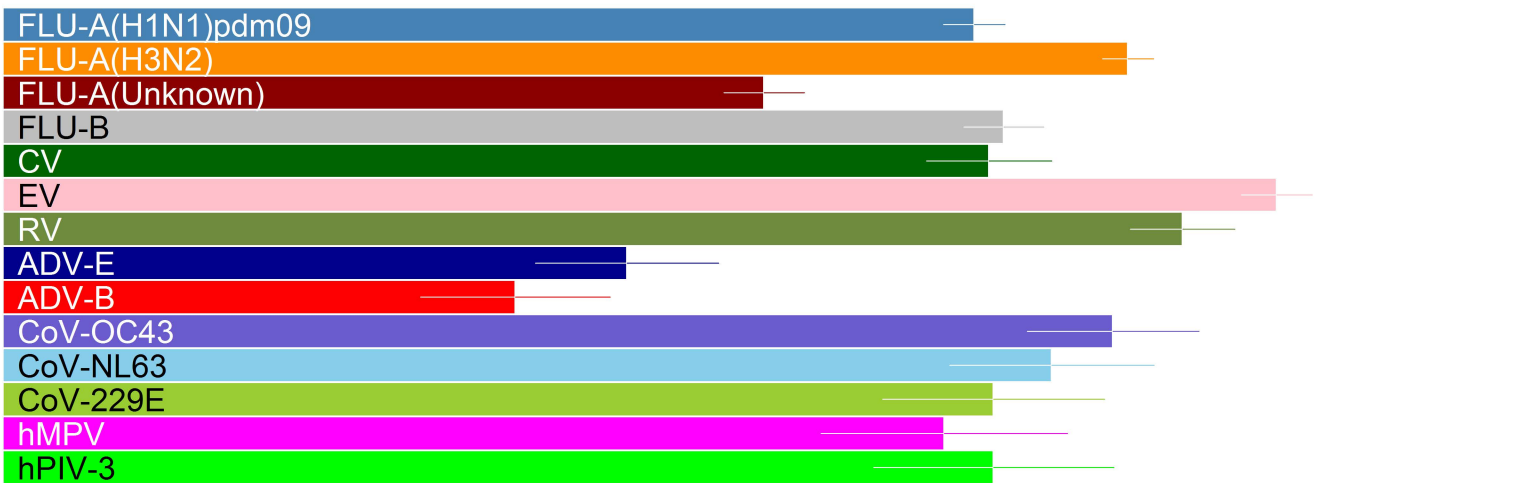
60%

80%

100%



Running nose



Clinical sign
or symptom

SM

Proportion, by infection status

0%


20%

40%

60%

80%

100%



FLU-A(H1N1)pdm09

FLU-A(H3N2)

FLU-A(Unknown)

FLU-B

CV

EV

RV

ADV-E

ADV-B

CoV-OC43

CoV-NL63

CoV-229E

hMPV

hPIV-3

Blocked nose

Clinical sign
or symptom

SM

Proportion, by infection status

0%

20%

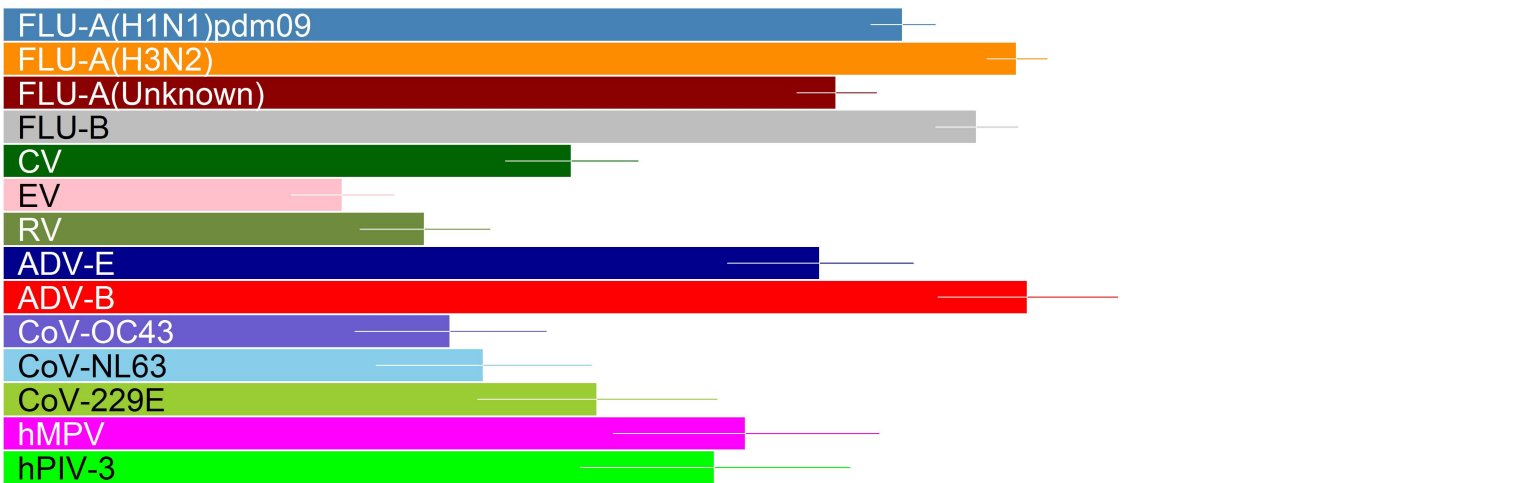

40%

60%

80%

100%

Fever $\geq 38^{\circ}\text{C}$



Clinical sign
or symptom

SM

Proportion, by infection status

0%

20%


40%

60%

80%

100%

Dry cough



FLU-A(H1N1)pdm09

FLU-A(H3N2)

FLU-A(Unknown)

FLU-B

CV

EV

RV

ADV-E

ADV-B

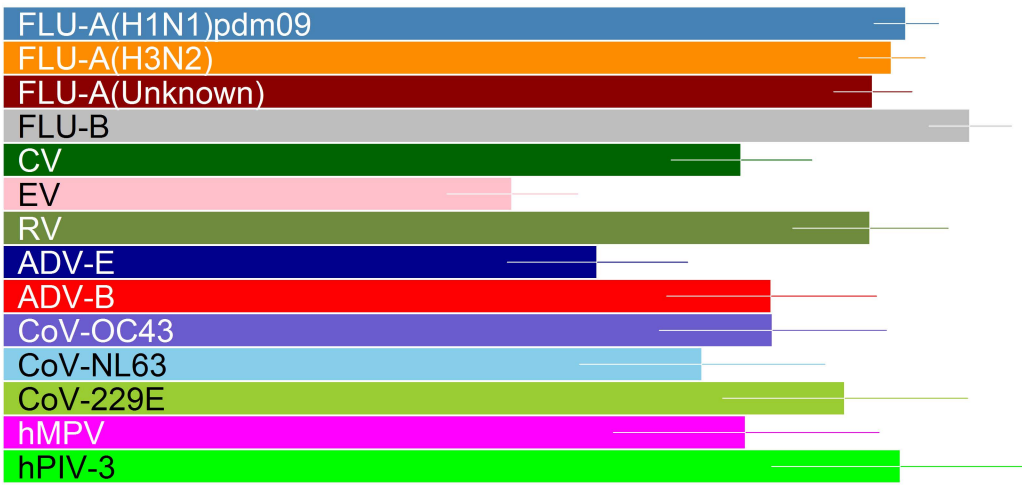
CoV-OC43

CoV-NL63

CoV-229E

hMPV

hPIV-3



Clinical sign
or symptom

SM

Proportion, by infection status

0%

20%

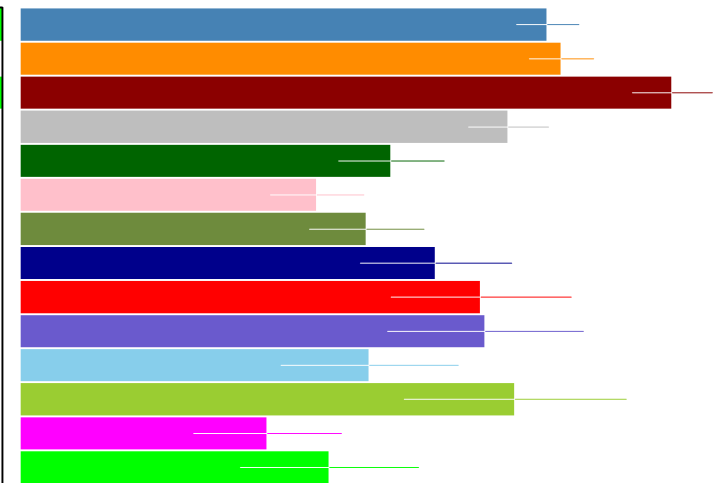
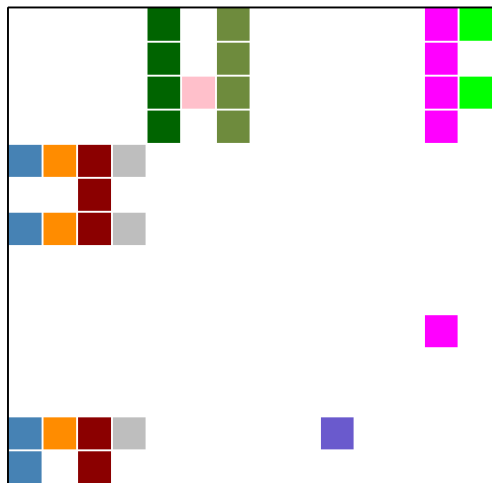
40%

60%

80%

100%

Joint pain



FLU-A(H1N1)pdm09
FLU-A(H3N2)
FLU-A(Unknown)
FLU-B
CV
EV
RV
ADV-E
ADV-B
CoV-OC43
CoV-NL63
CoV-229E
hMPV
hPIV-3

Clinical sign
or symptom

SM

Proportion, by infection status

0%

20%

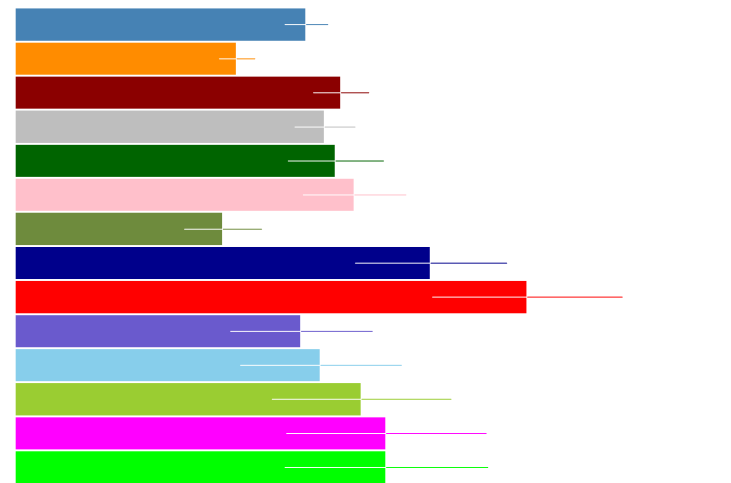
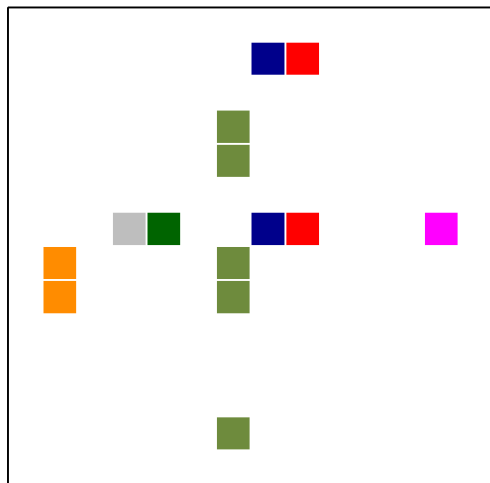
40%

60%

80%

100%

Nausea



FLU-A(H1N1)pdm09
FLU-A(H3N2)
FLU-A(Unknown)
FLU-B
CV
EV
RV
ADV-E
ADV-B
CoV-OC43
CoV-NL63
CoV-229E
hMPV
hPIV-3

Clinical sign
or symptom

SM

Proportion, by infection status

0%

20%

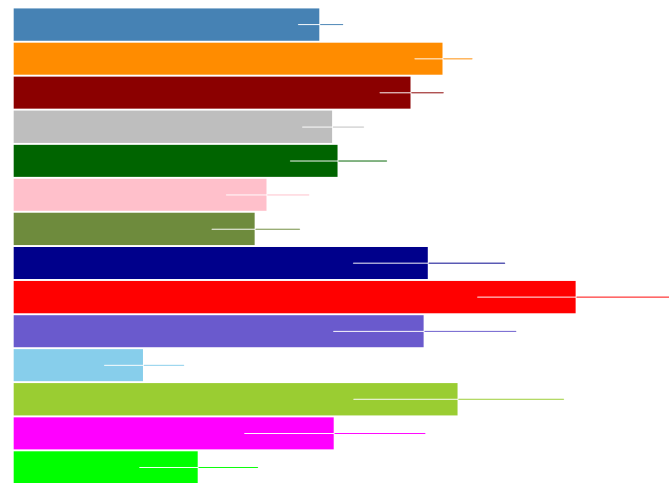
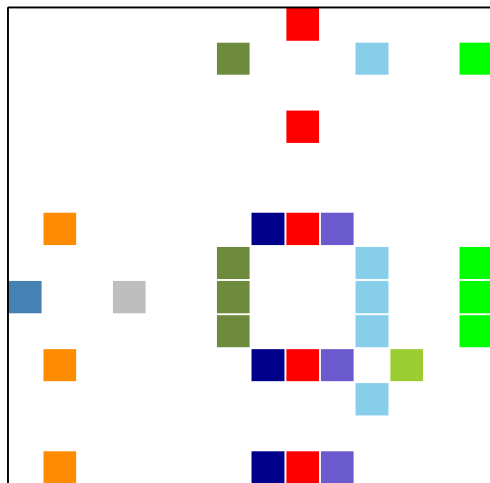
40%

60%

80%

100%

Eye pain



FLU-A(H1N1)pdm09
FLU-A(H3N2)
FLU-A(Unknown)
FLU-B
CV
EV
RV
ADV-E
ADV-B
CoV-OC43
CoV-NL63
CoV-229E
hMPV
hPIV-3