

Clinical sign
or symptom

SM

Proportion, by infection status

0%

20%

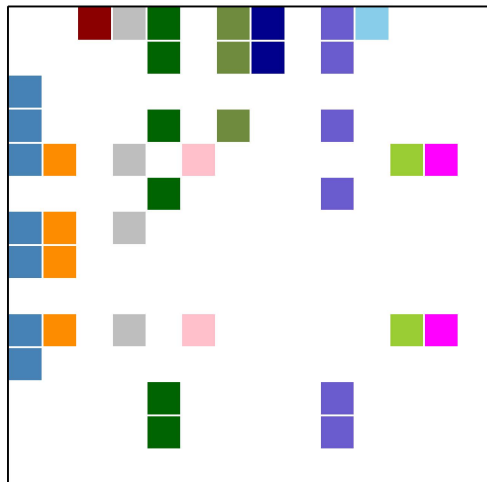
40%

60%

80%

100%

Sorethroat



Flu A (pH1N1)

Flu A (H3N2)

Flu A (Unknown)

Flu B

CA/Echo

Entero

Rhino

Adeno E

Adeno B


Corona OC43

Corona NL63

Corona 229E

hMPV

Parainfluenza 3



Clinical sign
or symptom

SM

Proportion, by infection status

0%

20%


40%

60%

80%

100%

Chills Rigors



Flu A (pH1N1)

Flu A (H3N2)

Flu A (Unknown)

Flu B

CA/Echo

Entero

Rhino

Adeno E

Adeno B

Corona OC43

Corona NL63

Corona 229E

hMPV

Parainfluenza 3



Clinical sign
or symptom

SM

Proportion, by infection status

0% 20% 40% 60% 80% 100%

Headache



Clinical sign
or symptom

SM

Proportion, by infection status

0%

20%

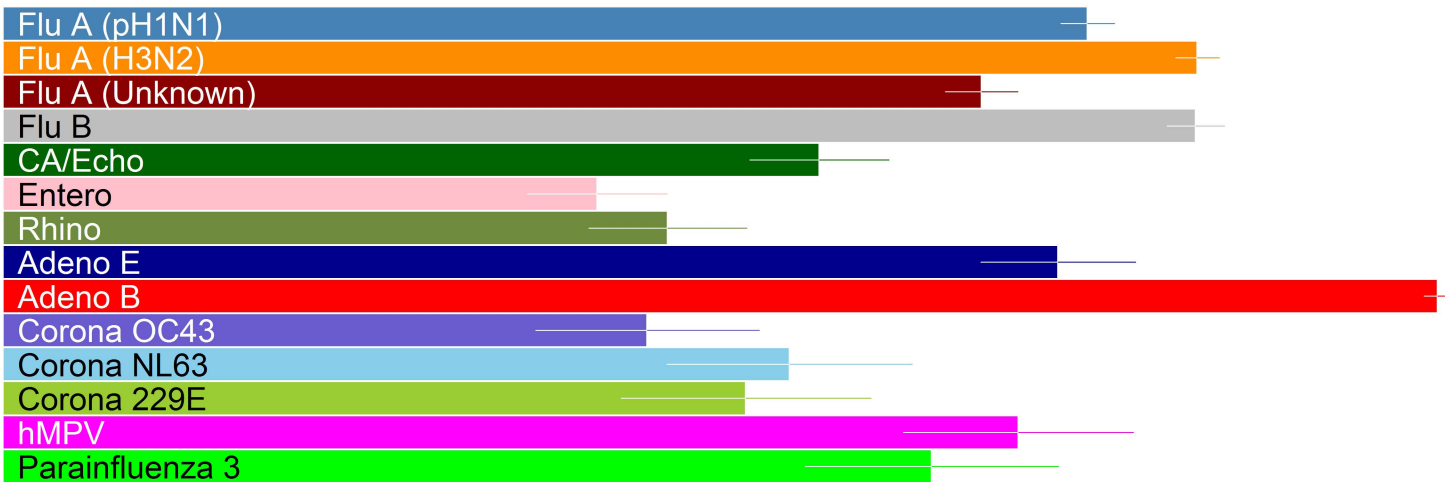
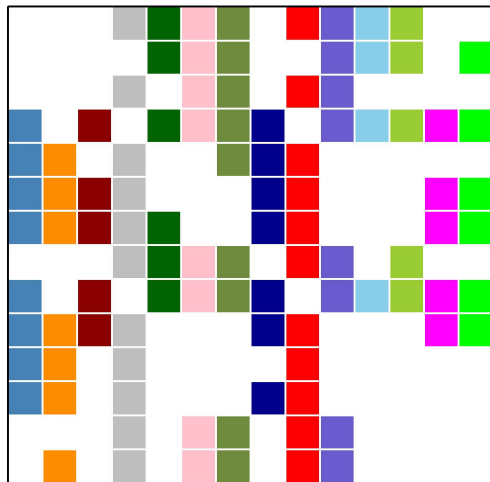
40%

60%

80%

100%

Fever $\geq 37.8^{\circ}\text{C}$



Clinical sign
or symptom

SM

Proportion, by infection status

0%

20%

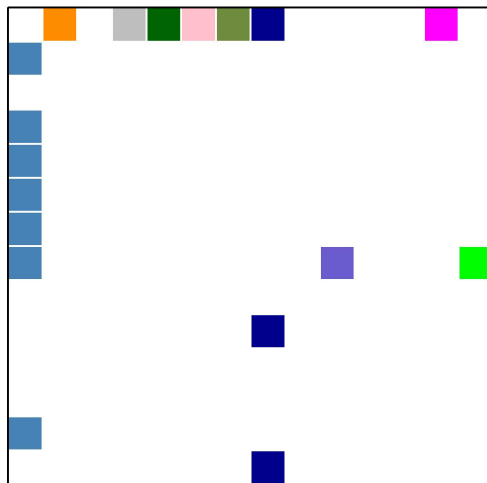
40%

60%

80%

100%

Injected pharynx



Flu A (pH1N1)

Flu A (H3N2)

Flu A (Unknown)

Flu B

CA/Echo

Entero

Rhino

Adeno E

Adeno B

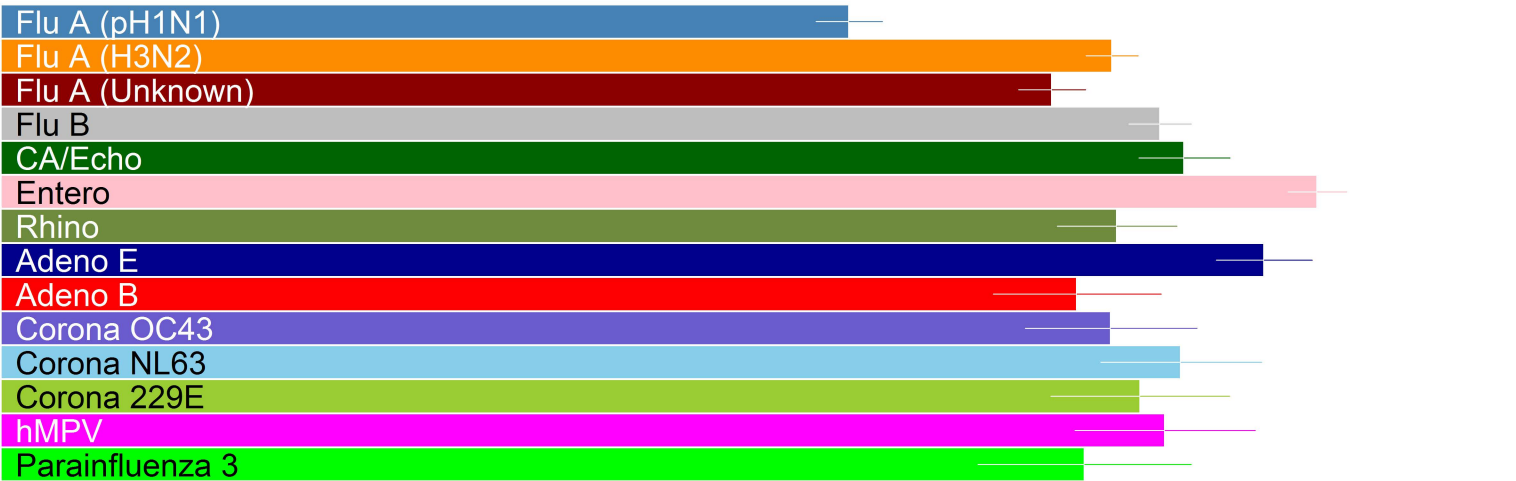
Corona OC43

Corona NL63

Corona 229E

hMPV

Parainfluenza 3



Clinical sign
or symptom

SM

Proportion, by infection status

0%

20%

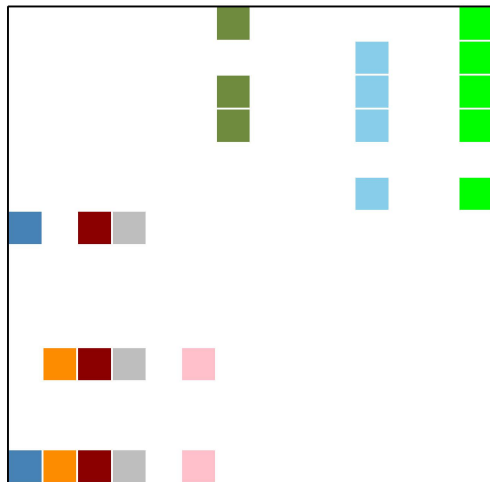
40%

60%

80%

100%

Bodyache



Flu A (pH1N1)

Flu A (H3N2)

Flu A (Unknown)

Flu B

CA/Echo

Entero

Rhino

Adeno E

Adeno B

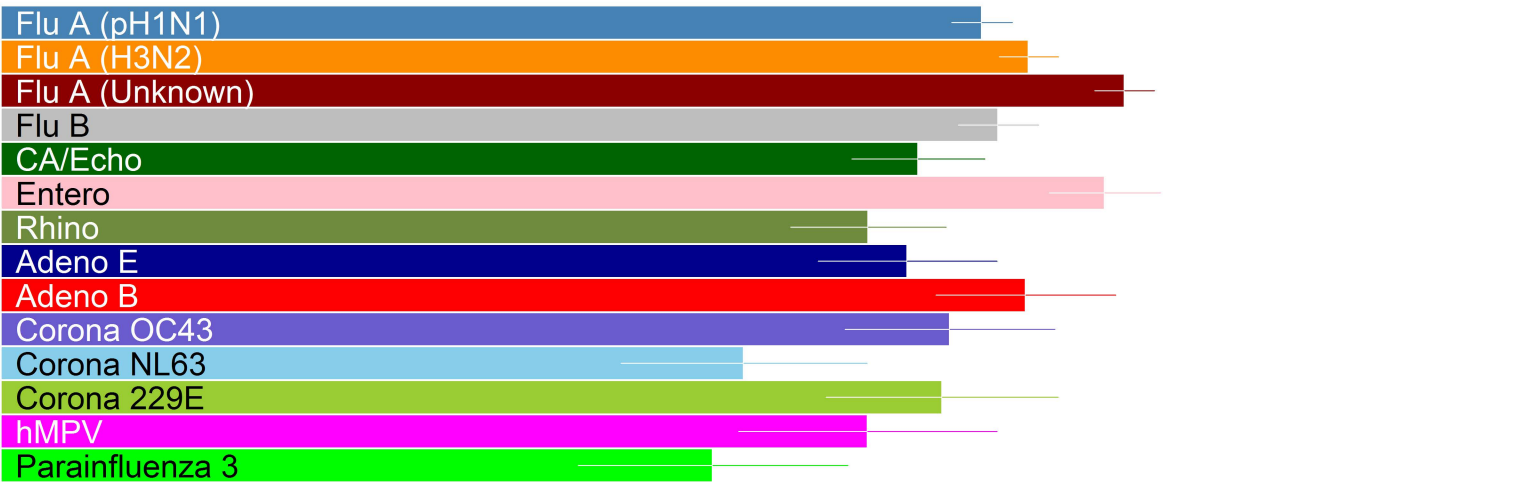
Corona OC43

Corona NL63

Corona 229E

hMPV

Parainfluenza 3



Clinical sign
or symptom

SM

Proportion, by infection status

0%

20%

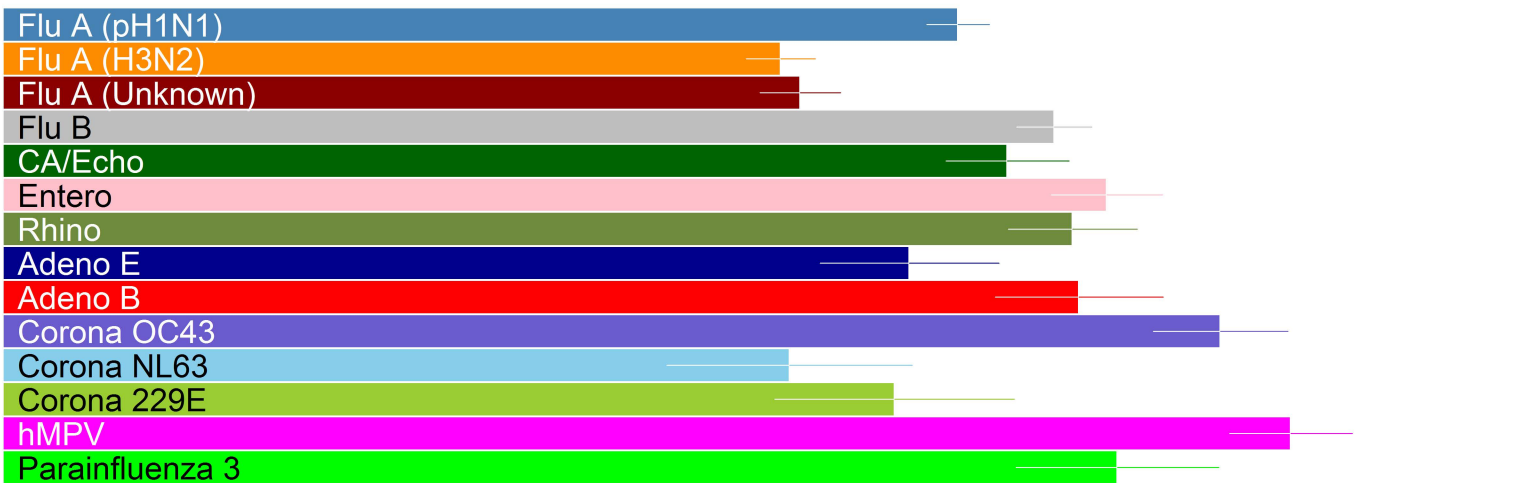
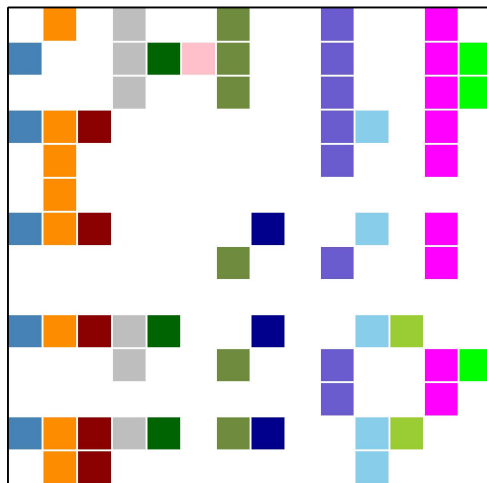
40%

60%

80%

100%

Cough with phelgm



Clinical sign
or symptom

SM

Proportion, by infection status

0%

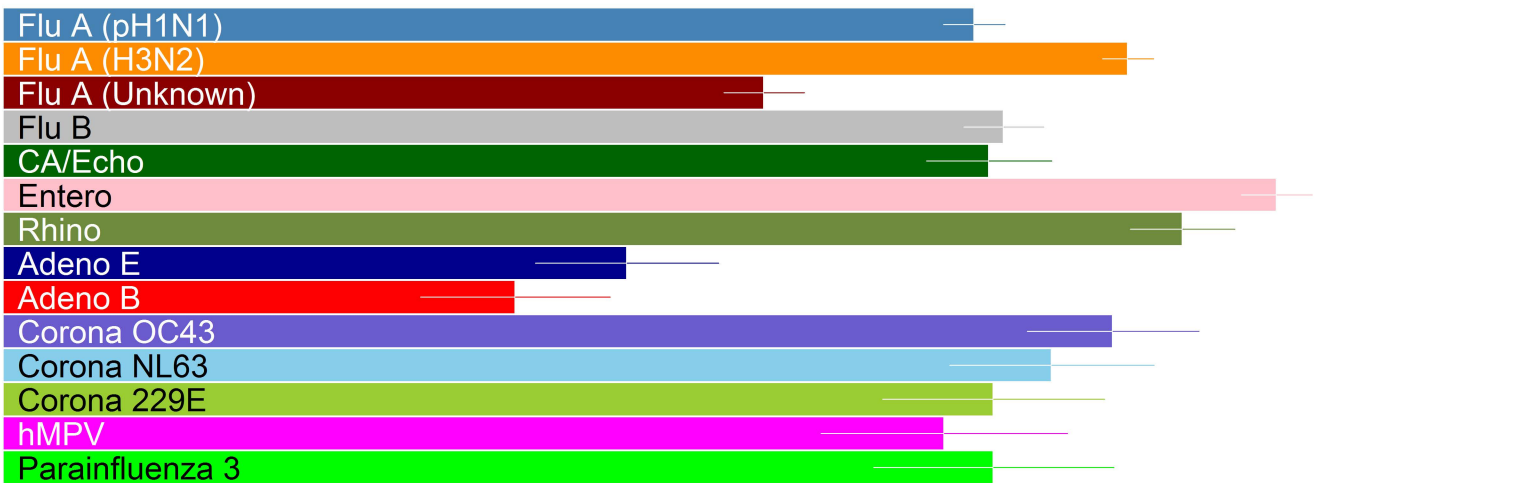
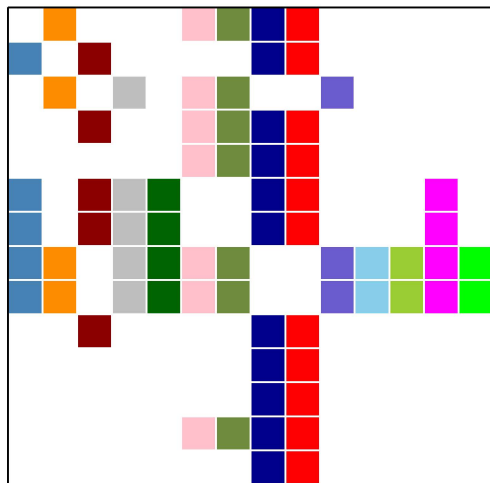
20%

40%

60%

80%

100%



Running nose

Clinical sign
or symptom

SM

Proportion, by infection status

0%

20%


40%

60%

80%

100%

Blocked nose



Flu A (pH1N1)

Flu A (H3N2)

Flu A (Unknown)

Flu B

CA/Echo

Entero

Rhino

Adeno E

Adeno B

Corona OC43

Corona NL63

Corona 229E

hMPV

Parainfluenza 3

Clinical sign
or symptom

SM

Proportion, by infection status

0%

20%

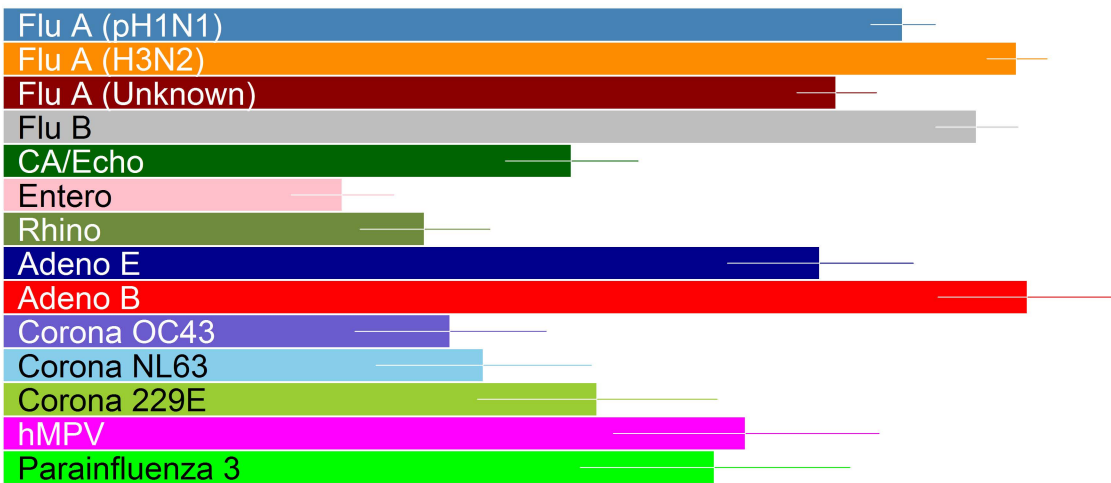

40%

60%

80%

100%

Fever $\geq 38^{\circ}\text{C}$



Clinical sign
or symptom

SM

Proportion, by infection status

0%

20%

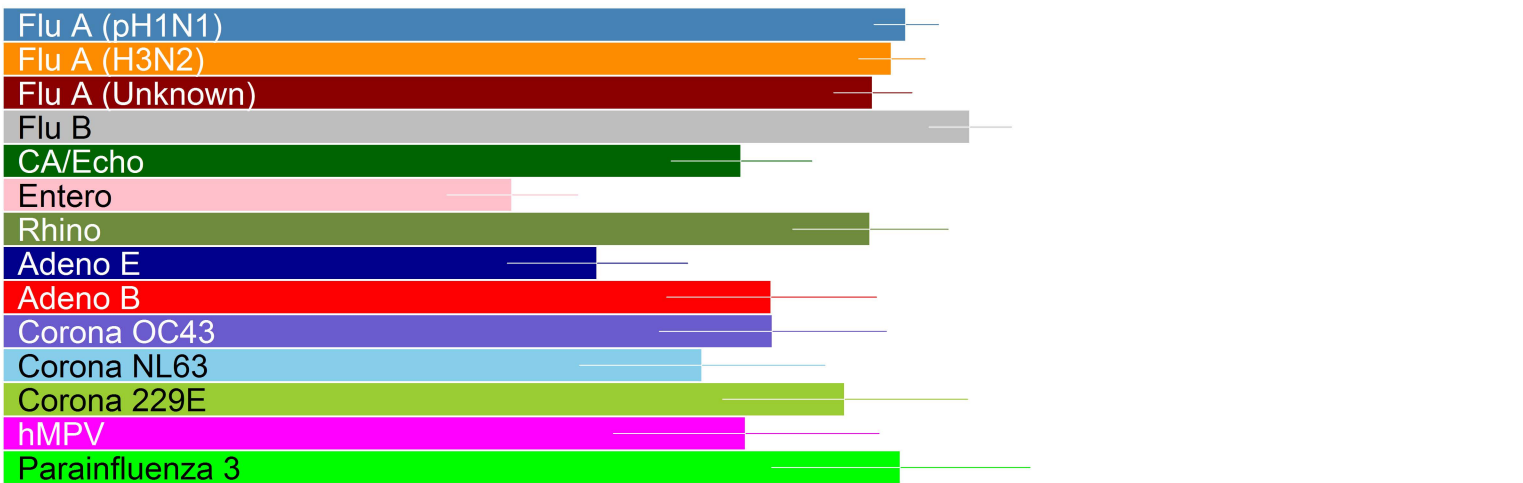

40%

60%

80%

100%

Dry cough



Clinical sign
or symptom

SM

Proportion, by infection status

0%

20%

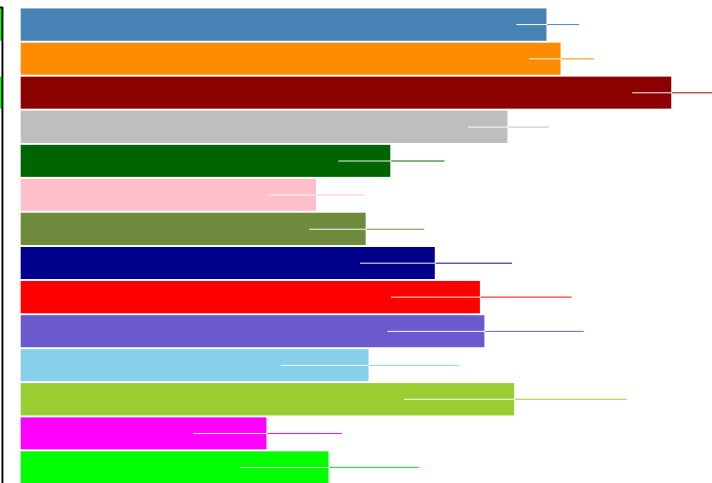
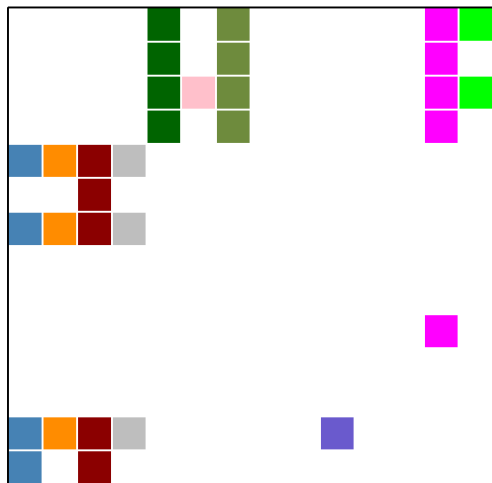
40%

60%

80%

100%

Joint pain



Flu A (pH1N1)
 Flu A (H3N2)
 Flu A (Unknown)
 Flu B
 CA/Echo
 Entero
 Rhino
 Adeno E
 Adeno B
 Corona OC43
 Corona NL63
 Corona 229E
 hMPV
 Parainfluenza 3

Clinical sign
or symptom

SM

Proportion, by infection status

0%

20%

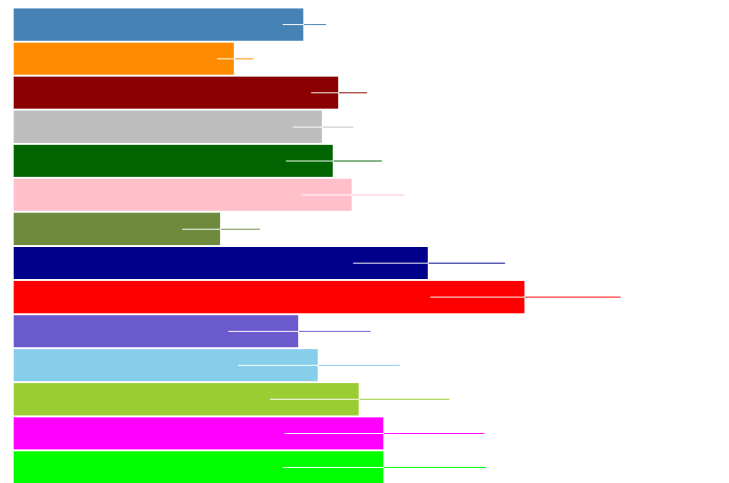
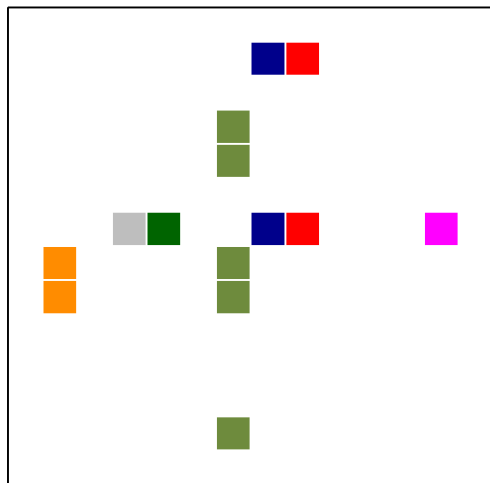
40%

60%

80%

100%

Nausea



Flu A (pH1N1)
Flu A (H3N2)
Flu A (Unknown)
Flu B
CA/Echo
Entero
Rhino
Adeno E
Adeno B
Corona OC43
Corona NL63
Corona 229E
hMPV
Parainfluenza 3

Clinical sign
or symptom

SM

Proportion, by infection status

0%

20%

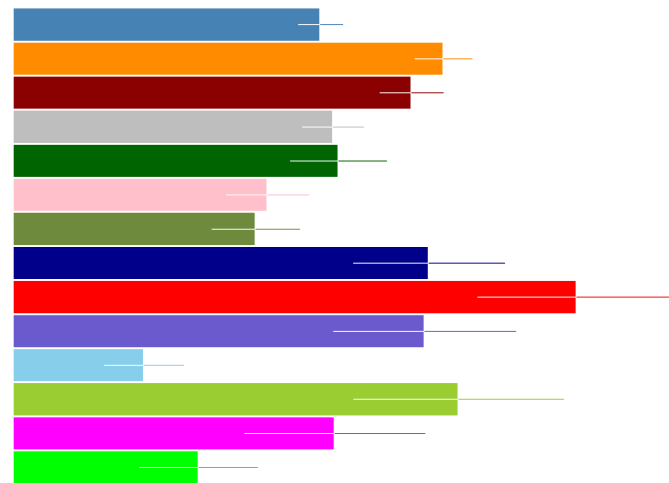
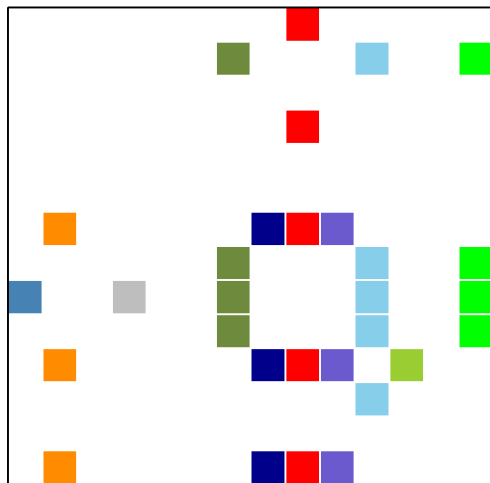
40%

60%

80%

100%

Eye pain



Flu A (pH1N1)
Flu A (H3N2)
Flu A (Unknown)
Flu B
CA/Echo
Entero
Rhino
Adeno E
Adeno B
Corona OC43
Corona NL63
Corona 229E
hMPV
Parainfluenza 3