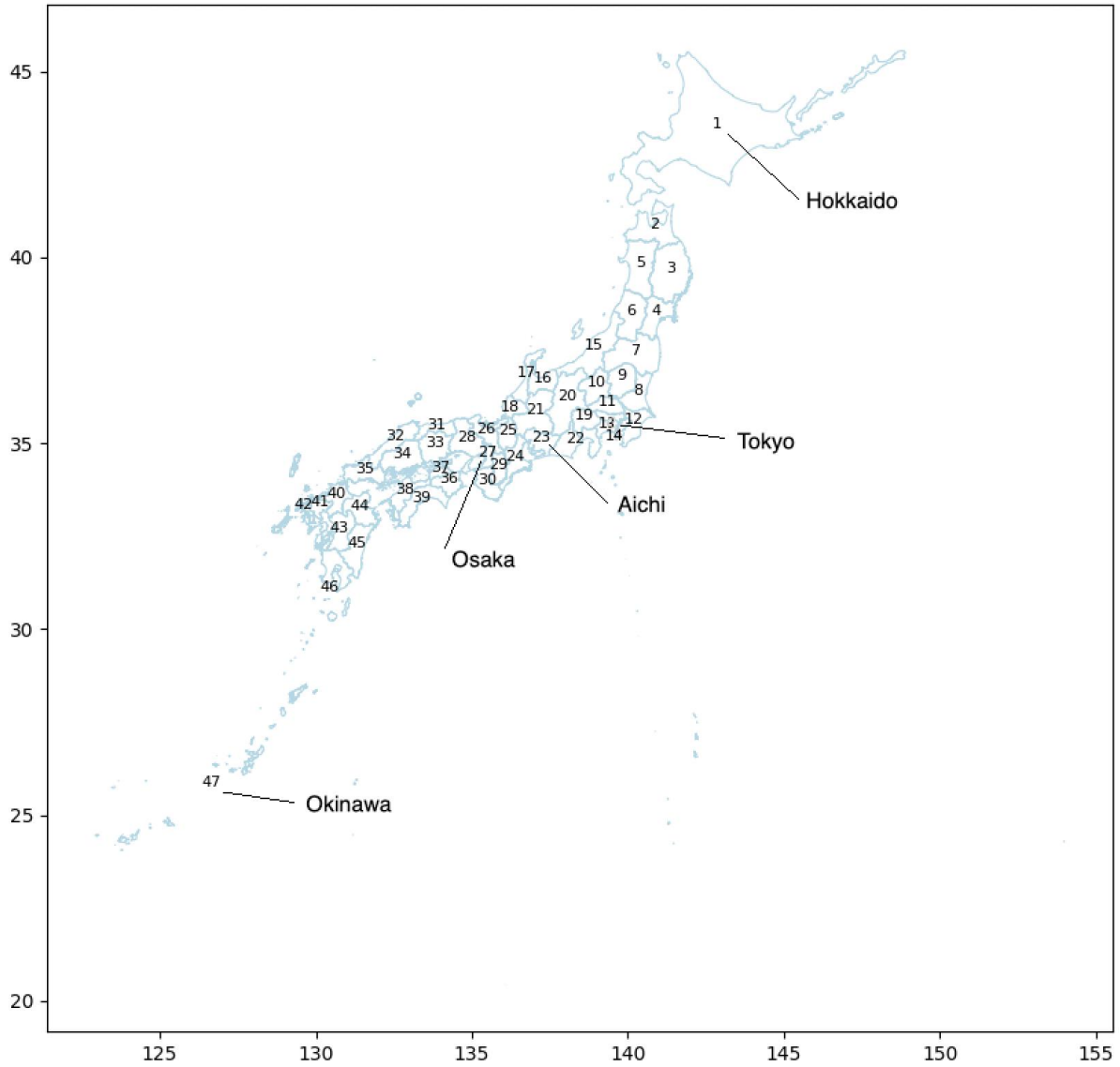


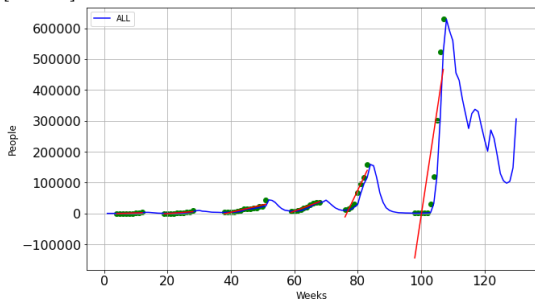
Additional file 2.

S1. Fig. The distribution of COVID-19 cases in Japan's 47 prefectures with the rising trend line



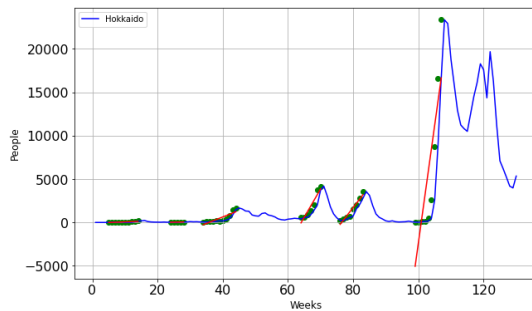
--- 0. Over the nation ---

1st [348.3], 2nd [787.9], 3th [2366.7], 4th [3874.7], 5th [21540.7], 6th [67810.8]



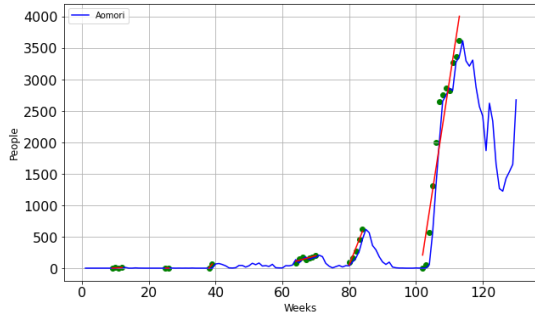
--- 1. Hokkaido ---

1st [14.5], 2nd [7.8], 3th [149.4], 4th [651.2], 5th [487.1], 6th [2713.4]



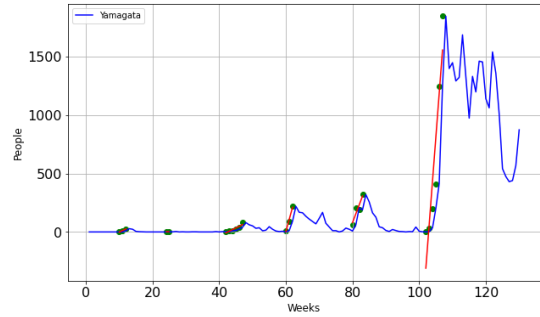
--- 2. Aomori ---

1st [3.], 2nd [-2.], 3th [67.], 4th [14.7], 5th [134.1], 6th [345.3]



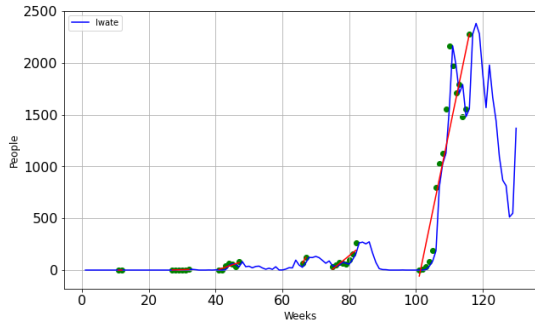
--- 6. Yamagata ---

1st [14.], 2nd [0.], 3th [14.2], 4th [104.], 5th [75.7], 6th [372.9]



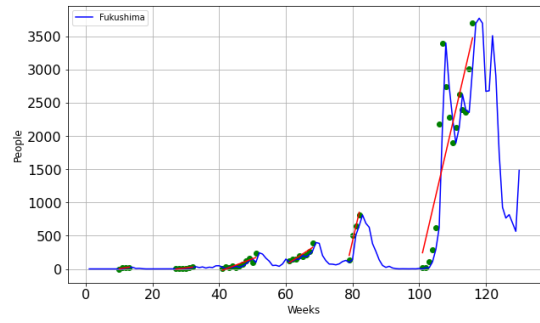
--- 3. Iwate ---

1st [0.], 2nd [0.9], 3th [11.], 4th [53.], 5th [26.2], 6th [155.8]



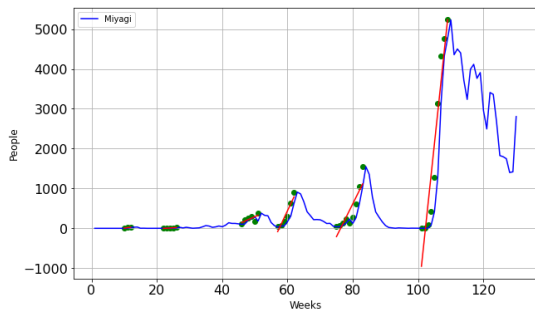
--- 7. Fukushima ---

1st [8.], 2nd [5.9], 3th [19.], 4th [32.6], 5th [215.6], 6th [215.2]



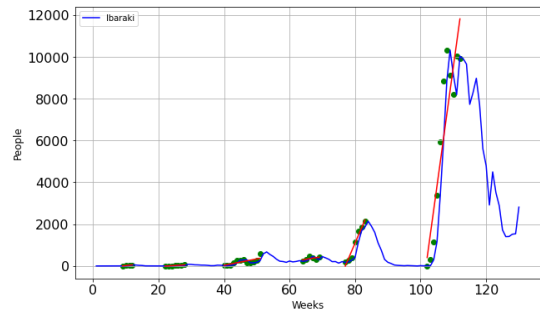
--- 4. Miyagi ---

1st [12.5], 2nd [5.3], 3th [36.6], 4th [174.5], 5th [165.2], 6th [773.2]



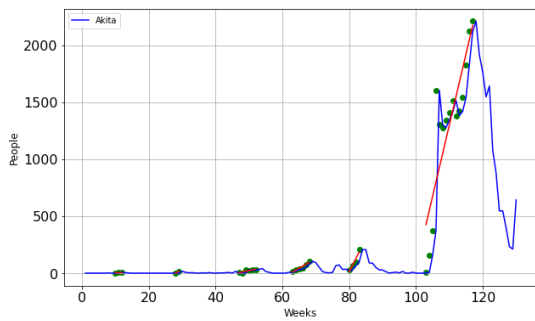
--- 8. Ibaraki ---

1st [16.1], 2nd [9.9], 3th [30.6], 4th [26.1], 5th [367.5], 6th [1141.4]



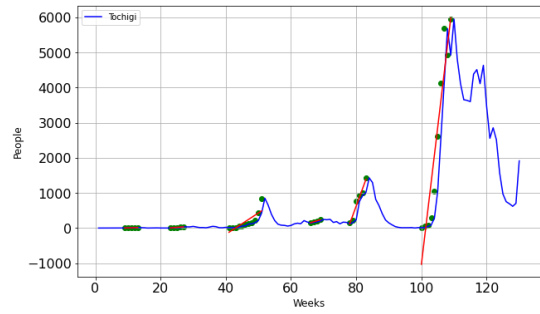
--- 5. Akita ---

1st [1.], 2nd [17.], 3th [6.1], 4th [16.7], 5th [56.9], 6th [124.9]



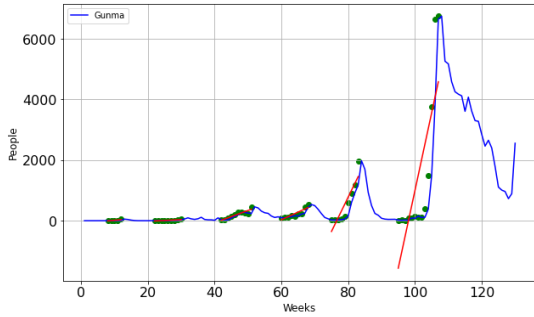
--- 9. Tochigi ---

1st [2.8], 2nd [7.5], 3th [60.8], 4th [28.3], 5th [253.6], 6th [779.5]



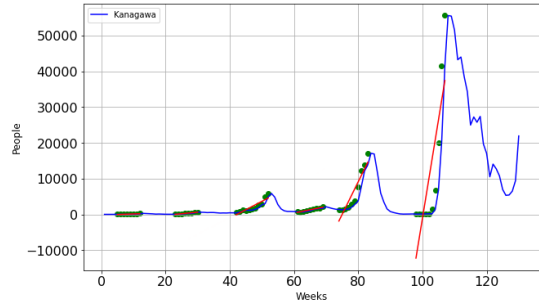
--- 10. Gunma ---

1st [10.1], 2nd [5.8], 3th [40.3], 4th [50.5], 5th [226.4], 6th [512.3]



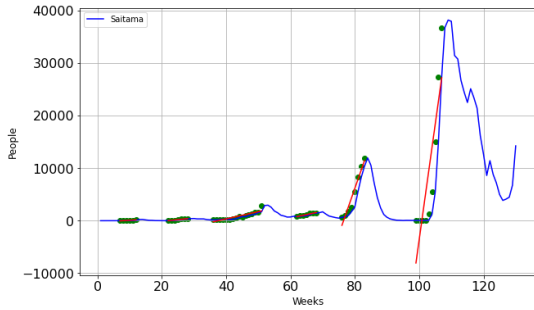
--- 14. Kanagawa ---

1st [31.2], 2nd [85.4], 3th [469.3], 4th [183.], 5th [1824.1], 6th [5511.]



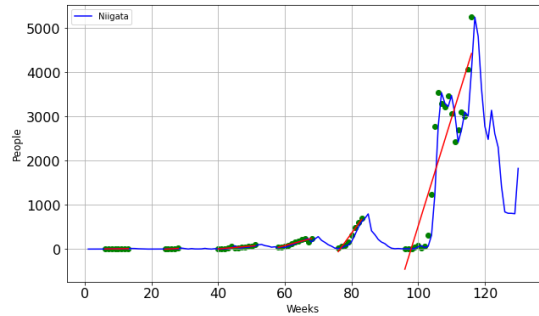
--- 11. Saitama ---

1st [39.2], 2nd [63.4], 3th [138.], 4th [131.8], 5th [1757.2], 6th [4408.2]



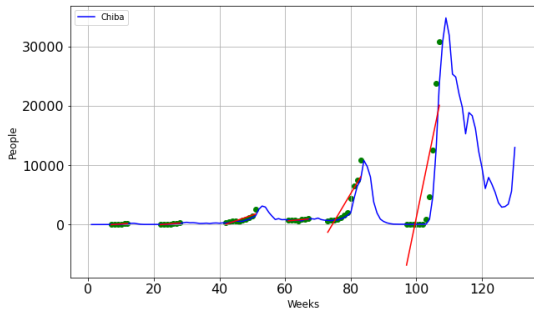
--- 15. Niigata ---

1st [0.9], 2nd [4.4], 3th [6.6], 4th [20.1], 5th [104.], 6th [244.]



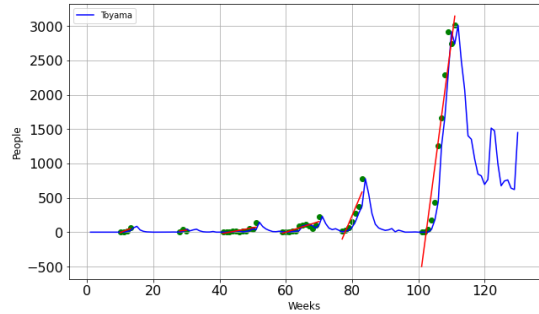
--- 12. Chiba ---

1st [40.1], 2nd [47.1], 3th [191.6], 4th [51.7], 5th [932.], 6th [2692.1]



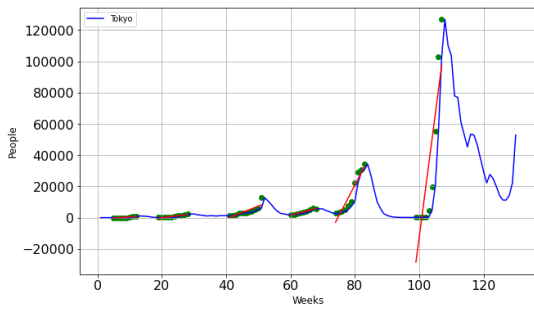
--- 16. Toyama ---

1st [19.6], 2nd [5.], 3th [9.1], 4th [15.5], 5th [113.9], 6th [364.2]



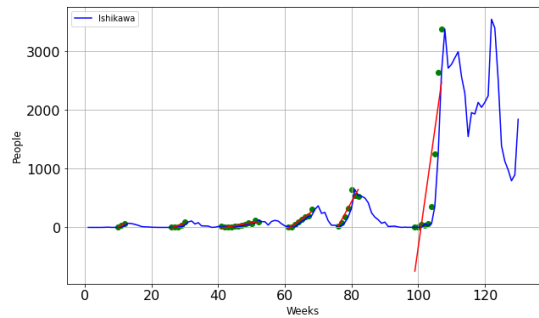
--- 13. Tokyo ---

1st [134.8], 2nd [246.6], 3th [805.1], 4th [539.2], 5th [3963.8], 6th [15737.8]



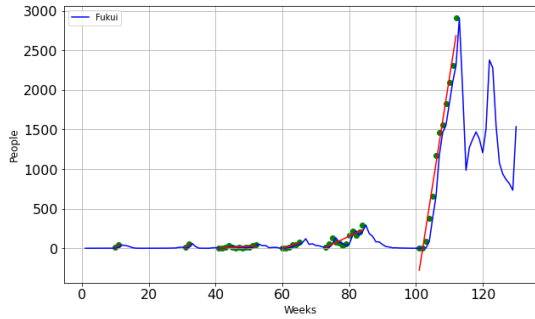
--- 17. Ishikawa ---

1st [34.5], 2nd [20.9], 3th [9.9], 4th [41.2], 5th [104.], 6th [402.1]



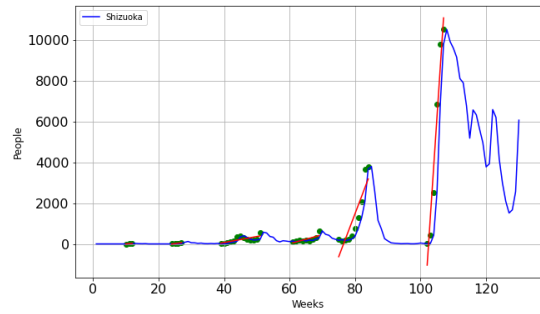
--- 18. Fukui ---

1st [28.], 2nd [51.], 3th [2.6], 4th [13.9], 5th [20.1], 6th [269.3]



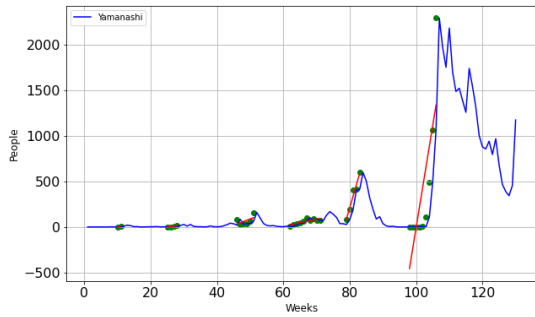
--- 22. Shizuoka ---

1st [12.], 2nd [22.2], 3th [29.6], 4th [44.5], 5th [423.], 6th [2424.]



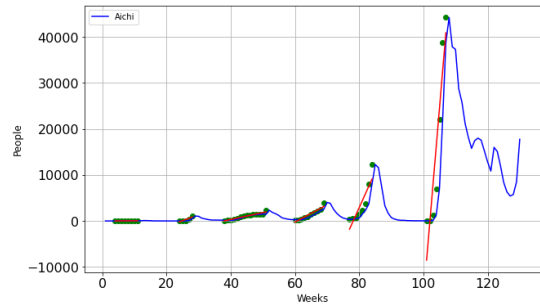
--- 19. Yamanashi ---

1st [9.], 2nd [5.4], 3th [13.6], 4th [7.6], 5th [125.8], 6th [223.9]



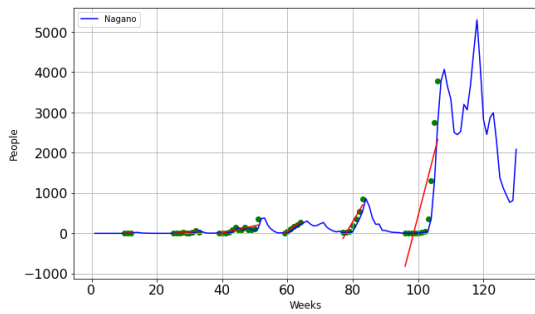
--- 23. Aichi ---

1st [5.7], 2nd [259.6], 3th [149.7], 4th [376.2], 5th [1552.3], 6th [8229.4]



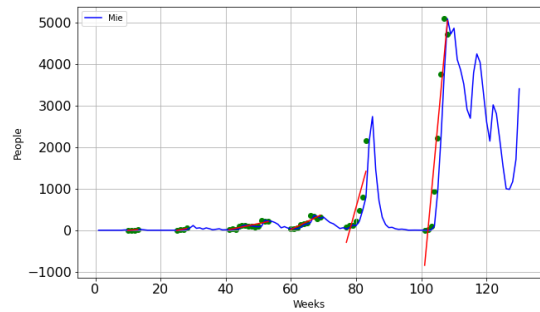
--- 20. Nagano ---

1st [6.5], 2nd [6.5], 3th [17.9], 4th [53.8], 5th [138.3], 6th [314.5]



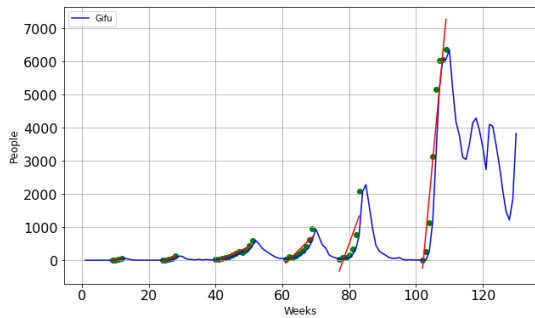
--- 24. Mie ---

1st [5.7], 2nd [15.6], 3th [16.1], 4th [37.8], 5th [284.7], 6th [841.6]



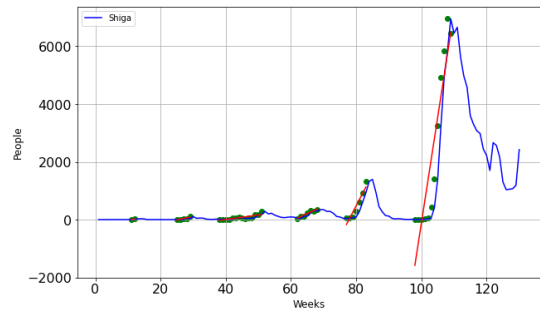
--- 21. Gifu ---

1st [17.8], 2nd [29.], 3th [45.4], 4th [99.6], 5th [277.2], 6th [1073.1]



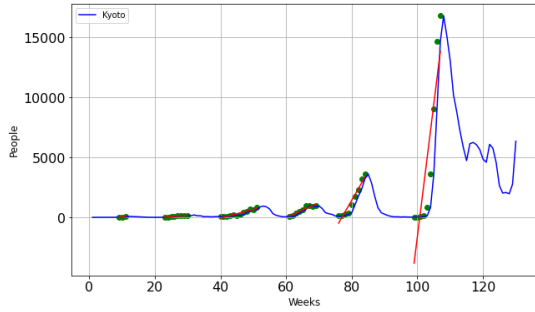
--- 25. Shiga ---

1st [8.], 2nd [23.5], 3th [15.3], 4th [52.7], 5th [217.], 6th [732.2]



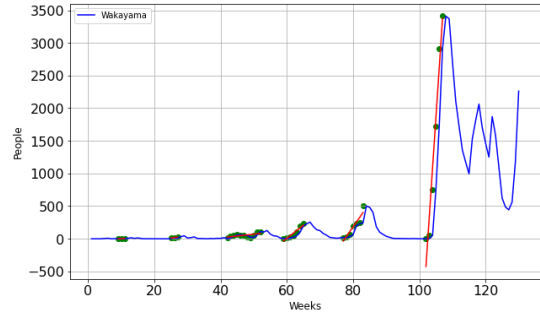
--- 26. Kyoto ---

1st [35.5], 2nd [23.1], 3th [71.], 4th [123.5], 5th [478.2], 6th [2211.4]



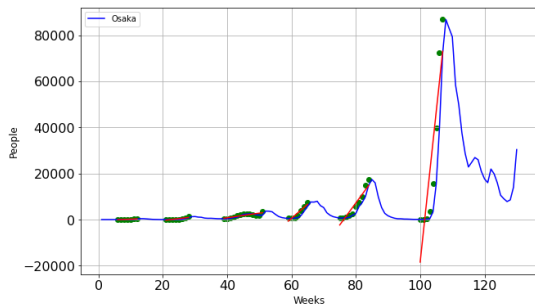
--- 30. Wakayama ---

1st [2.5], 2nd [8.5], 3th [5.5], 4th [40.3], 5th [72.8], 6th [759.9]



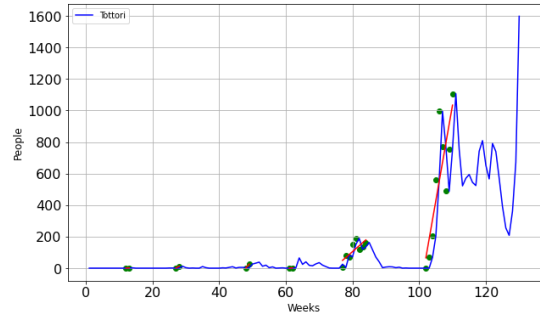
--- 27. Osaka ---

1st [54.4], 2nd [163.5], 3th [198.8], 4th [1219.5], 5th [1905.6], 6th [13072.9]



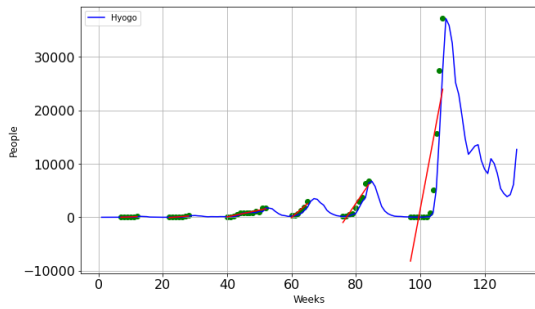
--- 31. Tottori ---

1st [1.], 2nd [11.], 3th [24.], 4th [2.], 5th [18.5], 6th [121.1]



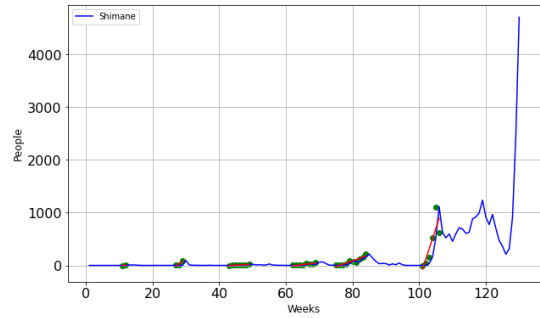
--- 28. Hyogo ---

1st [23.], 2nd [47.5], 3th [125.8], 4th [526.9], 5th [884.6], 6th [3211.2]



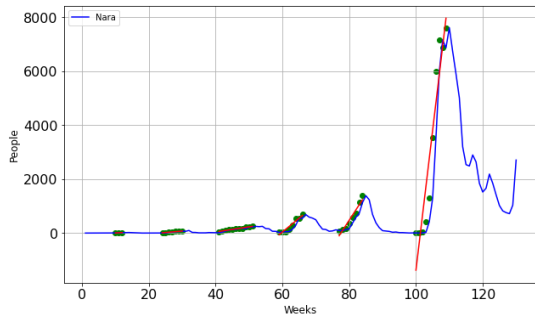
--- 32. Shimane ---

1st [8.], 2nd [45.5], 3th [3.6], 4th [7.], 5th [22.3], 6th [192.1]



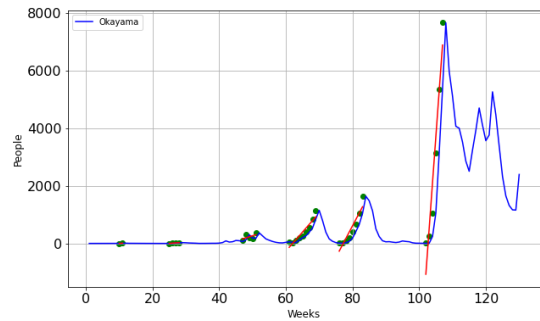
--- 29. Nara ---

1st [7.5], 2nd [10.5], 3th [19.], 4th [102.4], 5th [190.5], 6th [1036.2]



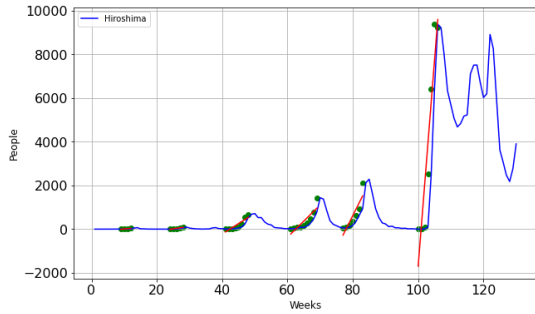
--- 33. Okayama ---

1st [6.], 2nd [8.8], 3th [36.2], 4th [132.5], 5th [220.1], 6th [1592.]



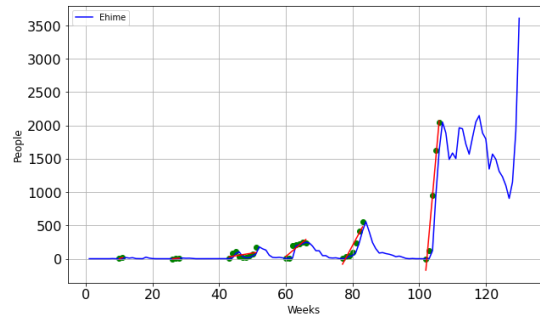
--- 34. Hiroshima ---

1st [14.1], 2nd [23.2], 3th [95.3], 4th [147.8], 5th [299.], 6th [1881.4]



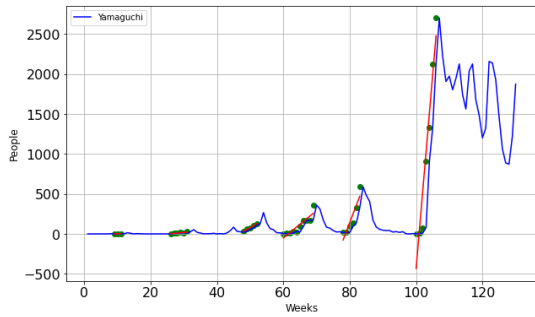
--- 38. Ehime ---

1st [16.], 2nd [5.], 3th [8.2], 4th [42.4], 5th [93.2], 6th [560.5]



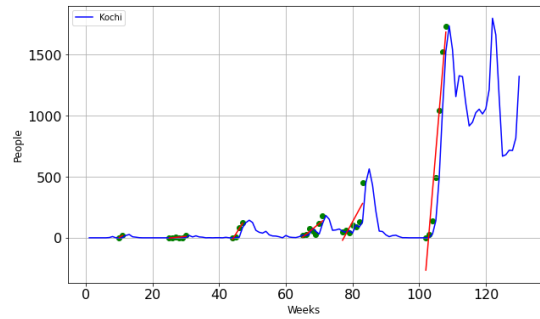
--- 35. Yamaguchi ---

1st [0.5], 2nd [3.5], 3th [24.5], 4th [34.2], 5th [109.2], 6th [484.7]



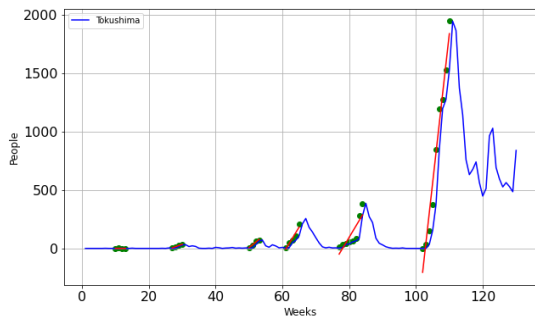
--- 39. Kochi ---

1st [17.], 2nd [2.7], 3th [44.5], 4th [22.4], 5th [50.2], 6th [325.]



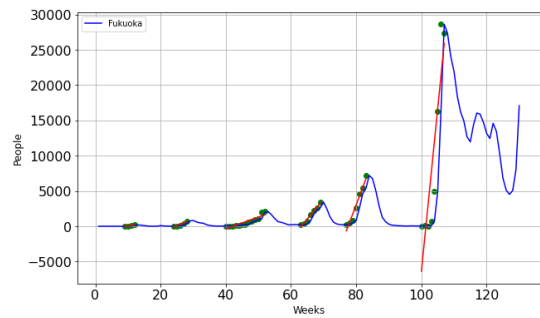
--- 36. Tokushima ---

1st [-0.2], 2nd [10.4], 3th [23.6], 4th [47.], 5th [47.8], 6th [255.2]



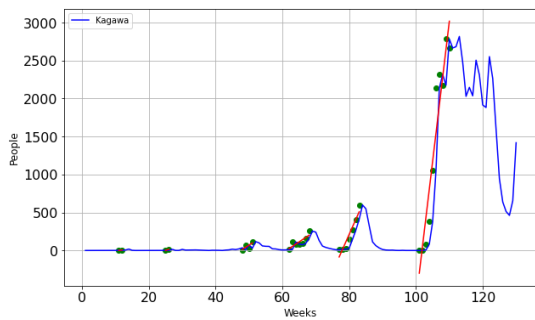
--- 40. Fukuoka ---

1st [71.], 2nd [181.2], 3th [164.4], 4th [562.4], 5th [1226.7], 6th [4606.8]



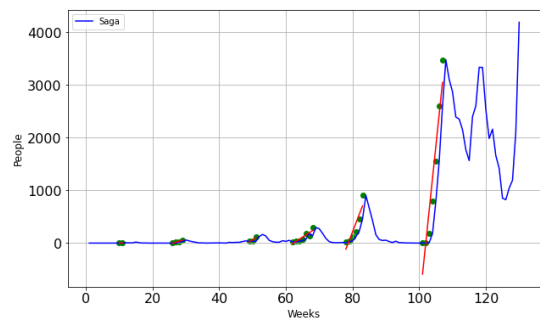
--- 37. Kagawa ---

1st [5.], 2nd [14.], 3th [27.9], 4th [29.5], 5th [99.1], 6th [368.5]



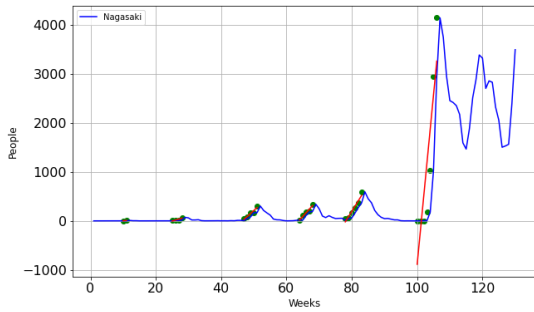
--- 41. Saga ---

1st [7.], 2nd [18.5], 3th [44.], 4th [41.4], 5th [163.8], 6th [605.7]



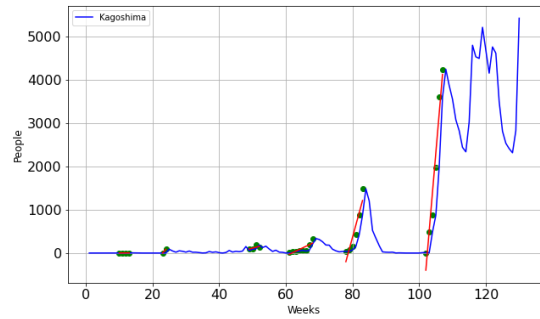
--- 42. Nagasaki ---

1st [8.], 2nd [19.4], 3th [60.], 4th [73.1], 5th [107.8], 6th [689.9]



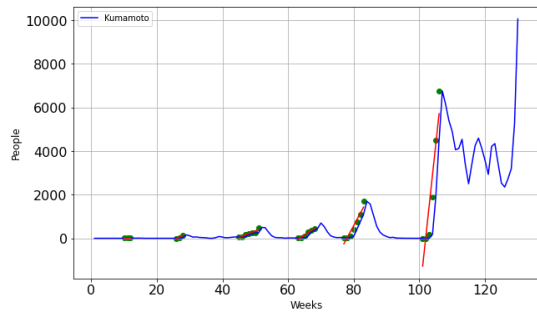
--- 46. Kagoshima ---

1st [0.8], 2nd [87.], 3th [20.2], 4th [36.9], 5th [282.2], 6th [902.9]



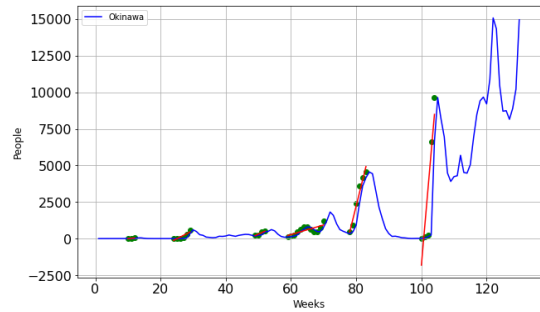
--- 43. Kumamoto ---

1st [1.5], 2nd [77.5], 3th [63.6], 4th [96.5], 5th [280.4], 6th [1397.]



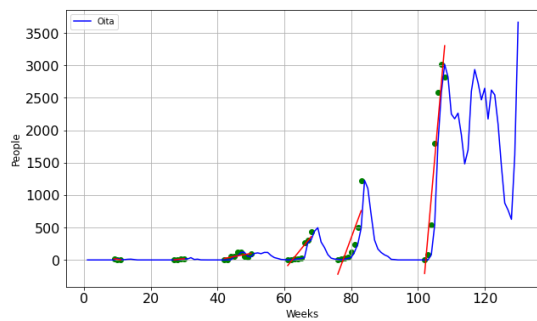
--- 47. Okinawa ---

1st [21.5], 2nd [113.7], 3th [99.7], 4th [65.5], 5th [896.9], 6th [2575.1]



--- 44. Oita ---

1st [-8.], 2nd [5.9], 3th [9.8], 4th [63.6], 5th [139.9], 6th [585.3]



--- 45. Miyazaki ---

1st [1.5], 2nd [26.9], 3th [126.6], 4th [57.7], 5th [135.4], 6th [689.4]

