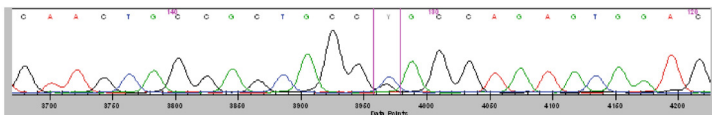
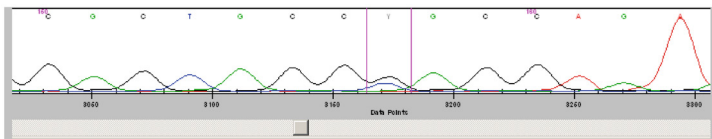


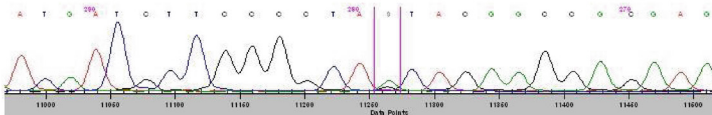
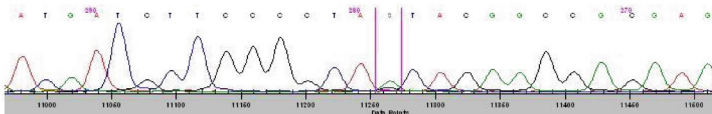
28	29	30	31	32	33	34	35	36	37	38	39	40	41	42	43	44	45
G	V	N	T	Y	N	C	R	C	P	P	E	W	T				
GGC	GTG	AAC	ACC	TAC	AAC	TGC	CGC	TGC	CCG	CCA	GAG	TGG	ACA	G			
GGC	GTG	AAC	ACC	TAC	AAC	TGC	CGC	TGC	CCG	CCA	GAG	TGG	ACA	GGC	GCG	TAT	AC
GGC	GTG	AAC	ACC	TAC	AAC	TGC	CGC	TGC	CCG	CCA	GAG	TGG	ACA	GGC	GCG	TAT	AC
									?								
GGC	GTG	AAC	ACC	TAC	AAC	TGC	CGC	TGC	CCG	CCA	GAG	TGG	ACA	GGC	GCG	TAT	AC
G	V	N	T	Y	N	C	R	C	LP	P	E	W	T	G	A	Y	T

## Proband A



82	83	84	85	86	87	88	89	90	91	92	93	94	95	96	97	98	99
A	H	G	Q	Q	M	I	F	P	Y	Y	G	R	E	E	E	L	R
GCA	CAC	GGC	CAG	CAG	ATG	ATC	TTC	CCC	TAC	TAC	GGC	CGC	GAG	GAG	GAG	CTG	CGC
GCA	CAC	GGC	CAG	CAG	ATG	ATC	TTC	CCC	TAS	TAC	GGC	CGC	GAG	GAG	GAG	CTG	CGC
GCA	CAC	GGC	CAG	CAG	ATG	ATC	TTC	CCC	TAS	TAC	GGC	CGC	GAG	GAG	GAG	CTG	CGC

										?							
GCA	CAC	GGC	CAG	CAG	ATG	ATC	TTC	CCC	TAS	TAC	GGC	CGC	GAG	GAG	GAG	CTG	CGC
A	H	G	Q	Q	M	I	F	P	XY	Y	G	R	E	E	E	L	R



## Proband I