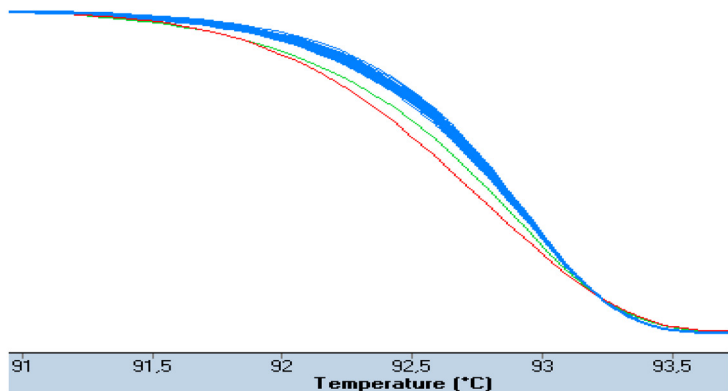
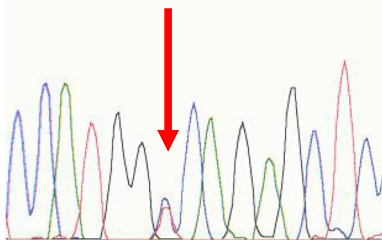
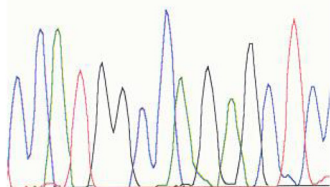


**1****Normalized and Shifted Melting Curves****2**

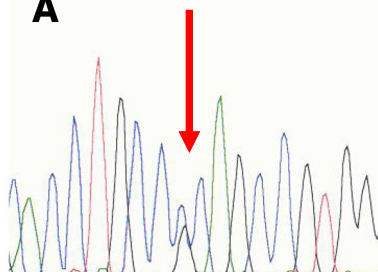
C CA T G G N CA G A G C T C  
130 140

**A**

C CA T G GC CA G A G C T C C  
130 140

**B****3**

CA C C T GC C C C A G C C G T G G  
0 60

**A**

CA C C T GC C G C A G C C G T G G  
50 60

**B**