ORAL HEALTH IN HEMODIALYSIS

SECTION FOR THE DENTAL SURGEON

PERIODONTAL EVALUATION

SCORING

PPD & CAL - Periodontal Probing Depth and Clinical Attachment Loss

☞ ***Indicate 3 PPD measurements for each tooth surface (vestibular, lingual), and GM-CEJ distance (mm), using the periodontal probe.*** [37-164]

I sextant: gingival calculus $_0$❑ no $_1$❑ yes[41.1] II sextant: gingival calculus $_0$❑ no $_1$❑ yes[47.1] III sextant: gingival calculus $_0$❑ no $_1$❑ yes[52.1]

GM-CEJ																
	18	17	16	15	14	13	12	11	21	22	23	24	25	26	27	28
PPD																



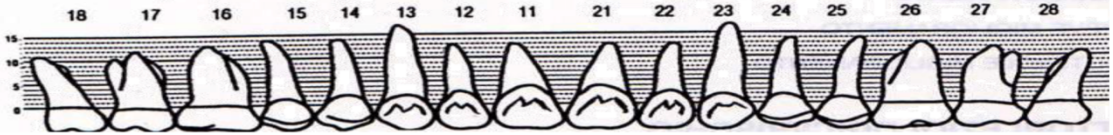

GM-CEJ																
	18	17	16	15	14	13	12	11	21	22	23	24	25	26	27	28
PPD																

GM-CEJ																
	48	47	46	45	44	43	42	41	31	32	33	34	35	36	37	38
PPD																

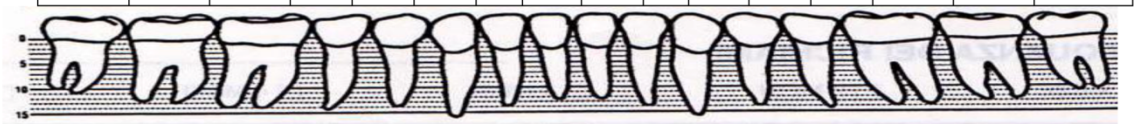

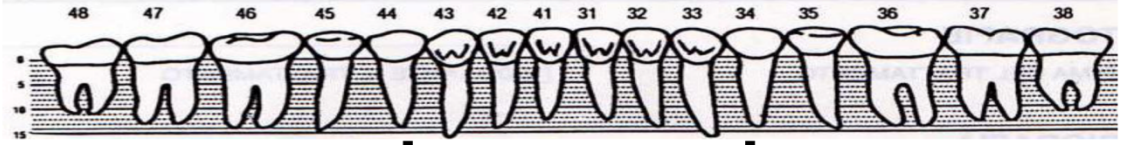

GM-CEJ																
	48	47	46	45	44	43	42	41	31	32	33	34	35	36	37	38
PPD																

VI sextant: gingival calculus $_0$❑ no $_1$❑ yes[137.1] V sextant: gingival calculus $_0$❑ no $_1$❑ yes[143.1] VI sextant: gingival calculus $_0$❑ no $_1$❑ yes[148.1]

BOP- Bleeding On Probing

☞ ***Each of the four surfaces (buccal, lingual, mesial and distal) is given a score from 0-1.*** [165-292]

18	17	16	15	14	13	12	11	21	22	23	24	25	26	27	28
48	47	46	45	44	43	42	41	31	32	33	34	35	36	37	38