


Node 0		
Category	%	n
III	41.7	1500
IV	58.3	2100
Total	100.0	3600

Harmonic Mean
Adj. P =0.000, Chi-square=239.055, df=6



Node 1		
Category	%	n
III	21.7	78
IV	78.3	282
Total	10.0	360

Node 2		
Category	%	n
III	40.3	145
IV	59.7	215
Total	10.0	360

Node 3		
Category	%	n
III	28.3	102
IV	71.7	258
Total	10.0	360

Node 4		
Category	%	n
III	20.8	75
IV	79.2	285
Total	10.0	360

Node 5		
Category	%	n
III	45.3	163
IV	54.7	197
Total	10.0	360

Node 6		
Category	%	n
III	55.8	402
IV	44.2	318
Total	20.0	720

Node 7		
Category	%	n
III	49.5	535
IV	50.5	545
Total	30.0	1080

Quartile
Adj. P =0.000, Chi-square=64.431, df=4

Standard Deviation
Adj. P =0.000, Chi-square=52.962, df=2

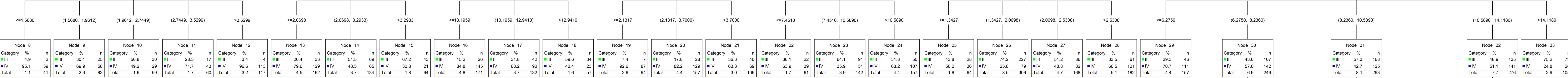
Range
Adj. P =0.000, Chi-square=42.833, df=2

Kurtosis
Adj. P =0.000, Chi-square=27.701, df=2

Range
Adj. P =0.000, Chi-square=33.790, df=2

Standard Deviation
Adj. P =0.000, Chi-square=83.798, df=3

Range
Adj. P =0.000, Chi-square=64.937, df=4



Node 8		
Category	%	n
III	4.9	2
IV	95.1	39
Total	1.1	41

Node 9		
Category	%	n
III	30.1	25
IV	69.9	58
Total	2.3	83

Node 10		
Category	%	n
III	50.8	30
IV	49.2	29
Total	1.6	59

Node 11		
Category	%	n
III	28.3	17
IV	71.7	43
Total	1.7	60

Node 12		
Category	%	n
III	3.4	4
IV	96.6	113
Total	3.2	117

Node 13		
Category	%	n
III	20.4	33
IV	79.6	129
Total	4.5	162

Node 14		
Category	%	n
III	51.5	69
IV	48.5	65
Total	3.7	134

Node 15		
Category	%	n
III	67.2	43
IV	32.8	21
Total	1.8	64

Node 16		
Category	%	n
III	15.2	26
IV	84.8	145
Total	4.8	171

Node 17		
Category	%	n
III	31.8	42
IV	68.2	90
Total	3.7	132

Node 18		
Category	%	n
III	59.6	34
IV	40.4	23
Total	1.6	57

Node 19		
Category	%	n
III	7.4	7
IV	92.6	87
Total	2.6	94

Node 20		
Category	%	n
III	17.8	28
IV	82.2	129
Total	4.4	157

Node 21		
Category	%	n
III	36.3	40
IV	63.3	69
Total	3.0	109

Node 22		
Category	%	n
III	36.1	22
IV	63.9	39
Total	1.7	61

Node 23		
Category	%	n
III	64.1	91
IV	35.9	51
Total	3.9	142

Node 24		
Category	%	n
III	31.8	50
IV	68.2	107
Total	4.4	157

Node 25		
Category	%	n
III	43.8	28
IV	56.2	36
Total	1.8	64

Node 26		
Category	%	n
III	74.2	227
IV	25.8	79
Total	8.5	306

Node 27		
Category	%	n
III	51.2	86
IV	48.8	82
Total	4.7	168

Node 28		
Category	%	n
III	33.5	61
IV	66.5	121
Total	5.1	182

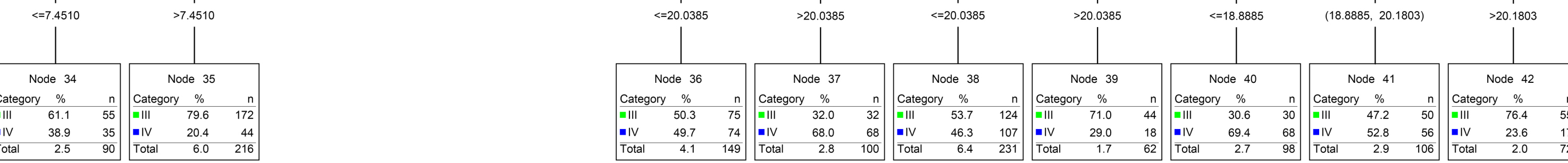
Node 29		
Category	%	n
III	29.3	46
IV	70.7	111
Total	4.4	157

Range
Adj. P =0.006, Chi-square=11.376, df=1

Harmonic Mean
Adj. P =0.008, Chi-square=8.209, df=1

Harmonic Mean
Adj. P =0.000, Chi-square=35.972, df=1

Geometric Mean
Adj. P =0.000, Chi-square=35.016, df=2



Node 34		
Category	%	n
III	61.1	55
IV	38.9	35
Total	2.5	90

Node 35		
Category	%	n
III	79.6	172
IV	20.4	44
Total	6.0	216

Node 36		
Category	%	n
III	50.3	75
IV	49.7	74
Total	4.1	149

Node 37		
Category	%	n
III	32.0	32
IV	68.0	68
Total	2.8	100

Node 38		
Category	%	n
III	53.7	124
IV	46.3	107
Total	6.4	231

Node 39		
Category	%	n
III	71.0	44
IV	29.0	18
Total	1.7	62

Node 40		
Category	%	n
III	30.6	30
IV	69.4	68
Total	2.7	98

Node 41		
Category	%	n
III	47.2	50
IV	52.8	56
Total	2.9	106

Node 42		
Category	%	n
III	76.4	55
IV	23.6	17
Total	2.0	72