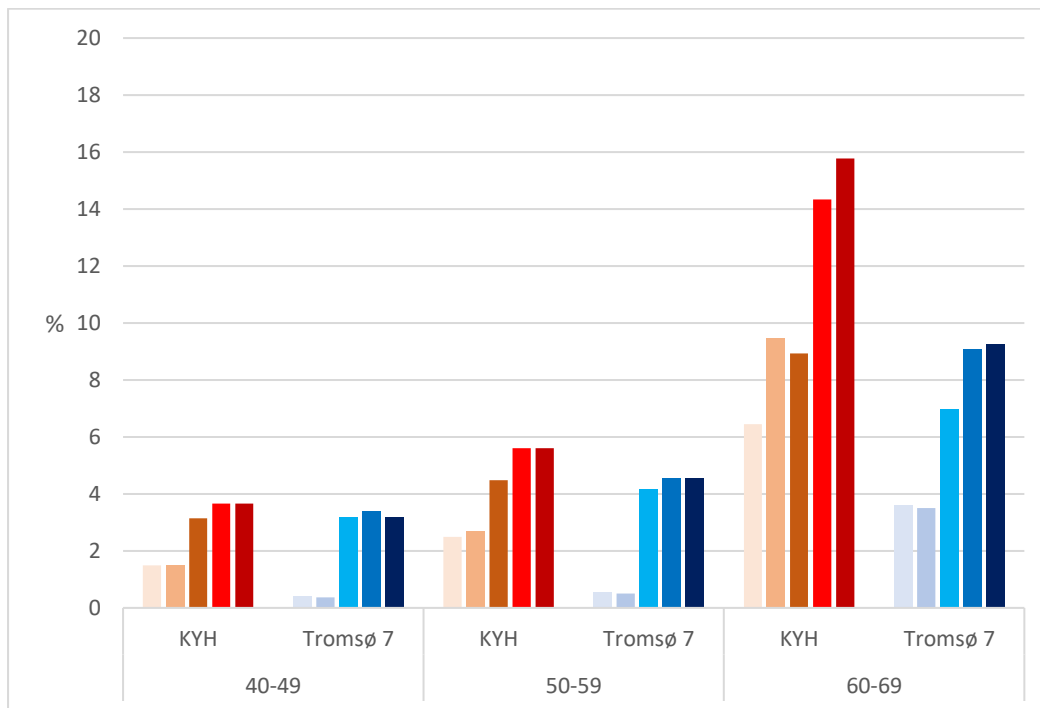
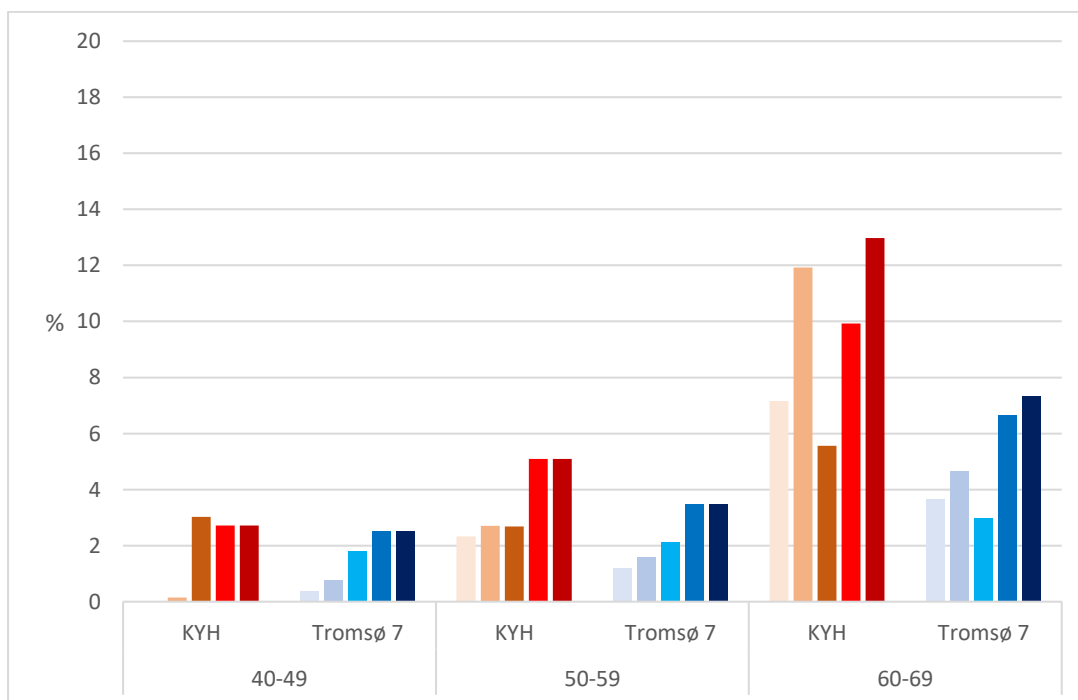












Supplementary Figure 2a: Prevalence of chronic kidney disease, reduced eGFR (<60 ml/min/1.73m²) and albuminuria in men by age and study (complete case analysis)



Supplementary Supplementary Figure 2b: Prevalence of chronic kidney disease, reduced eGFR (<60 ml/min/1.73m²) and albuminuria in women by age and study (complete case analysis)



Supplementary Figure 2 Key

KYH	Tromsø 7
 eGFR<60 (CKD EPI creatinine equation)	 eGFR<60 (CKD EPI creatinine equation)
 eGFR<60 (CKD EPI cystatin C- Creatinine equation)	 eGFR<60 (CKD EPI cystatin C- Creatinine equation)
 Albuminuria	 Albuminuria
 CKD (eGFR<60 CKD EPI creatinine equation and /or albuminuria)	 CKD (eGFR<60 CKD EPI creatinine equation and /or albuminuria)
 CKD (eGFR<60 CKD EPI cystatin c- creatinine equation and/or albuminuria)	 CKD (eGFR<60 CKD EPI cystatin c- creatinine equation and/or albuminuria)