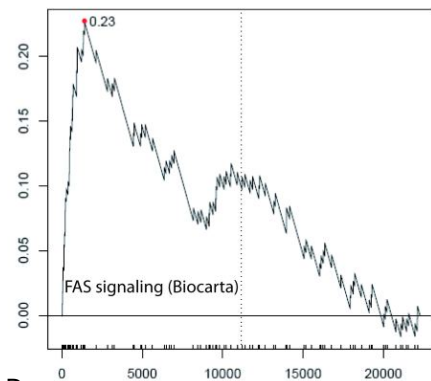
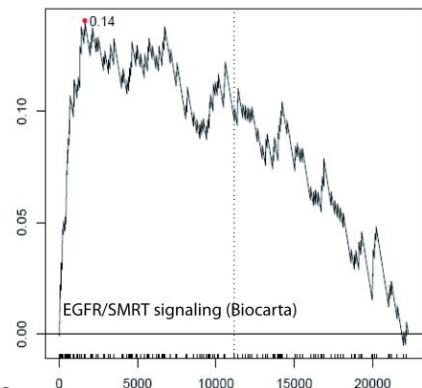


Gene Set	ES score	Nominal p-value	FDR
ERBB_signaling	0.14	0.00	0.00
NSCLC	0.14	0.00	0.00
EGFR_SMRT	0.14	0.00	0.00
FAS	0.23	0.00	0.00

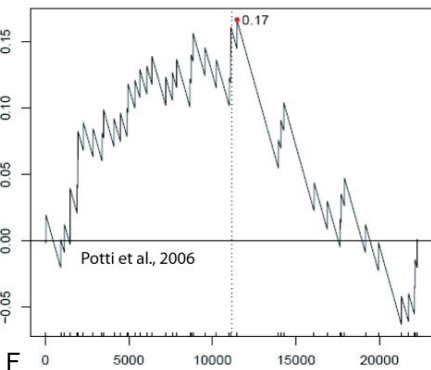
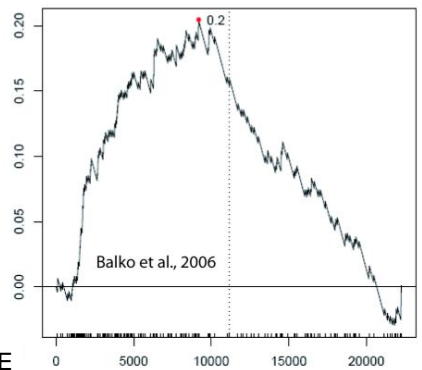
A

B



C

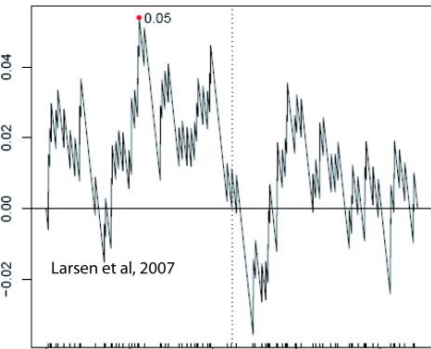
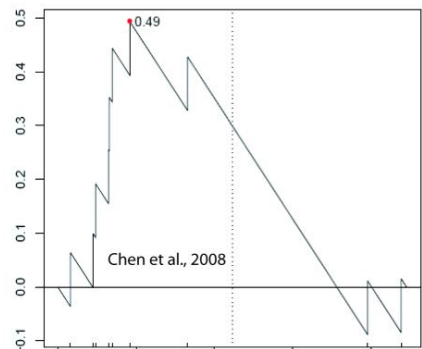
D



E

F

Gene Set	ES score	Nominal p-value	FDR
Balko_2006	0.20	0.00	0.00
Larsen_2006	0.05	0.95	0.95
Potti_2006	0.17	0.15	0.20
Cheng_2008	0.49	0.02	0.03



G

H