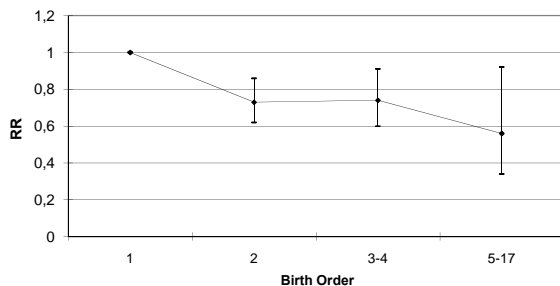
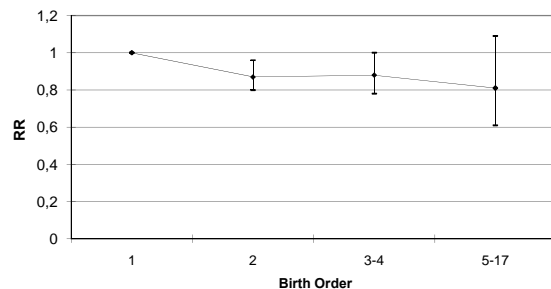


Endometrial Cancer (age at diag. < 50)



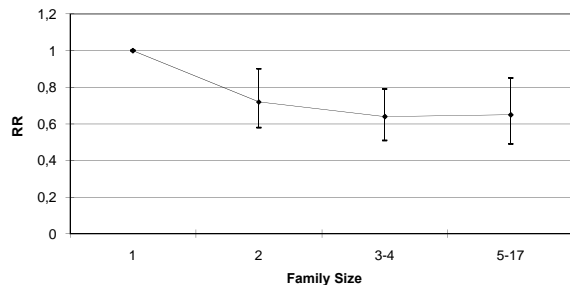
family size	Ref	RR (95% CI)	RR (95% CI)	RR (95% CI)
any	1.00	0.73 (0.62-0.86)	0.74 (0.60-0.91)	0.56 (0.34-0.92)

Endometrial Cancer (age at diag. ≥ 50)



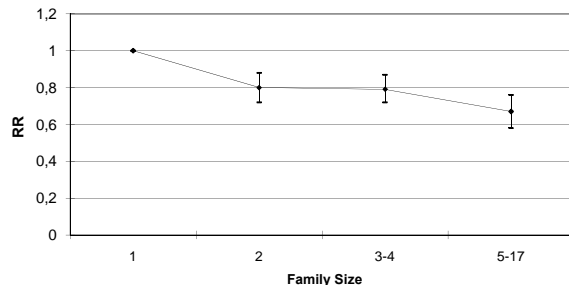
family size	Ref	RR (95% CI)	RR (95% CI)	RR (95% CI)
any	1.00	0.87 (0.80-0.96)	0.88 (0.78-1.00)	0.81 (0.61-1.09)

Endometrial Cancer (age at diag. < 50)



birth order	Ref	RR (95% CI)	RR (95% CI)	RR (95% CI)
any	1.00	0.72 (0.58-0.90)	0.64 (0.51-0.79)	0.65 (0.49-0.85)

Endometrial Cancer (age at diag. ≥ 50)



birth order	Ref	RR (95% CI)	RR (95% CI)	RR (95% CI)
any	1.00	0.80 (0.72-0.88)	0.79 (0.72-0.87)	0.67 (0.58-0.76)