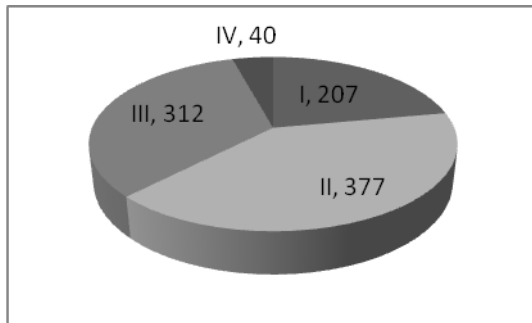
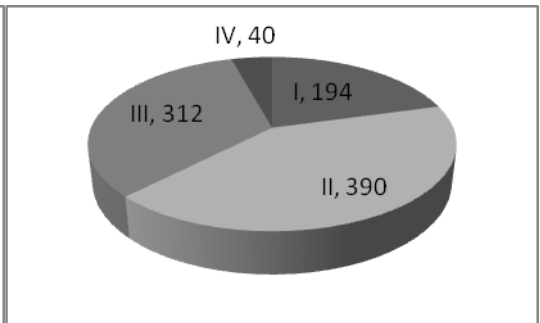


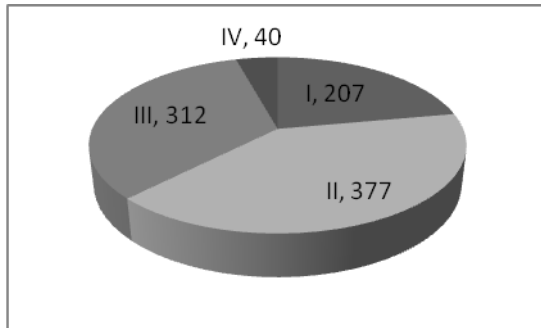
A: 7th TNM classification



B: EM was categorized into pT staging



C: EM was categorized into pN staging



5-Year Survival Rate (%)

| | A | B | C |
|-----|----|----|----|
| I | 88 | 90 | 88 |
| II | 78 | 78 | 78 |
| III | 62 | 62 | 62 |
| IV | 27 | 27 | 27 |