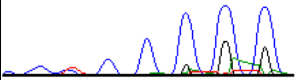
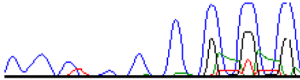
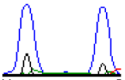
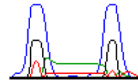


Case	5' BRCA1 (TC)n		3' BRCA1 (GAAA)n	
	Normal	Tumor	Normal	Tumor
#2	No amplification	Homozygous	Homozygous	Homozygous
#7	Heterozygous 	Heterozygous 	Heterozygous	Heterozygous
#14	Heterozygous	Heterozygous	Heterozygous	Heterozygous
#17	Heterozygous	Heterozygous	Heterozygous 	Heterozygous 
#22	Heterozygous	Heterozygous	Heterozygous	Heterozygous

Case	5' BRCA2 (CA)n		3' BRCA2 (CA)n	
	Normal	Tumor	Normal	Tumor
#2	No amplification	Heterozygous	Homozygous	Homozygous
#7	Heterozygous	Heterozygous	Homozygous	Homozygous
#14	Heterozygous	Heterozygous	Heterozygous	Heterozygous
#17	Heterozygous	Heterozygous	Homozygous	Homozygous
#22	Homozygous	Homozygous	Homozygous	Homozygous