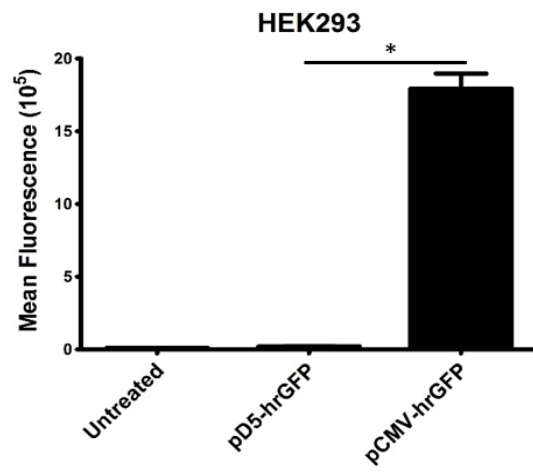
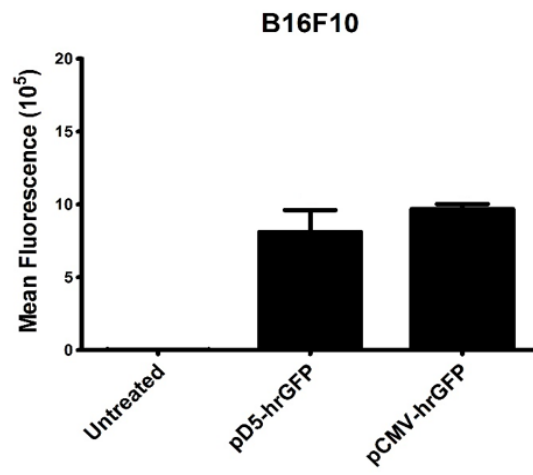


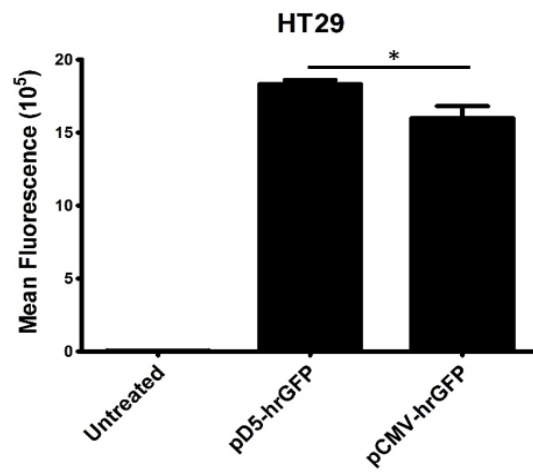
A



B



C



Additional file 7. The expressive capabilities of D5 mini-promoter and CMV promoter in HEK293, B16F10 and HT29 cells. pD5-hrGFP or pCMV-hrGFP were transfected into (A) HEK293, (B) B16F10 or (C) HT29 cells 24 hours, and the GFP expression intensities were detected by flow cytometer. The data were analyzed from three independent experiments, and the significant differences were calculated by t-test (* $p < 0.05$).