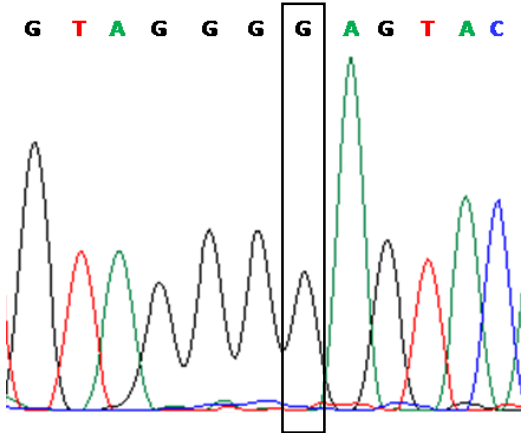
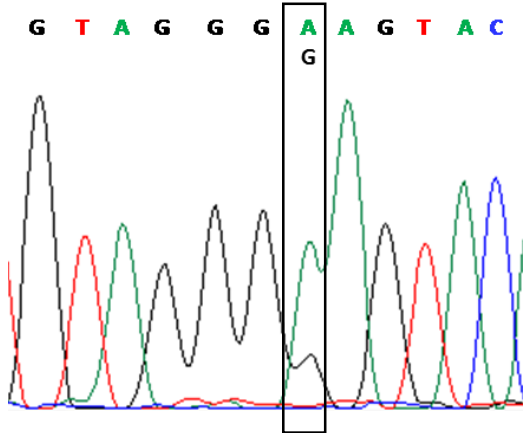


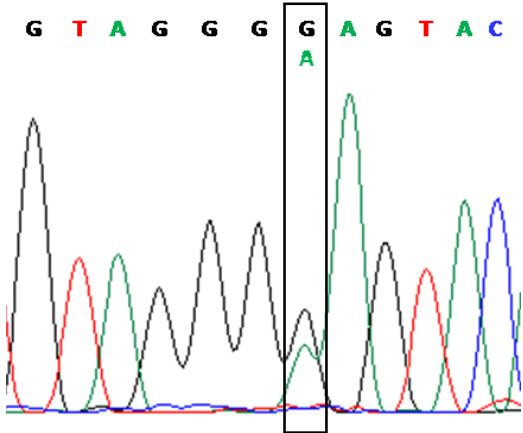
Additional Figure 1.



Tumour 1  
*AKT1* wild-type



Tumour 85  
*AKT1* (E17K) mutation-positive



Tumour 115  
*AKT1* (E17K) mutation-positive

Tumour 1, no *AKT1* mutations; Tumours 85 and 115, point mutation of G to A at nucleotide 49 (E17K).