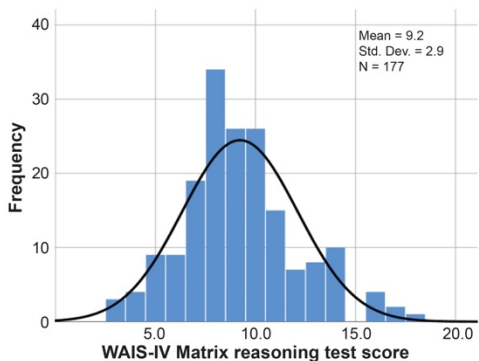
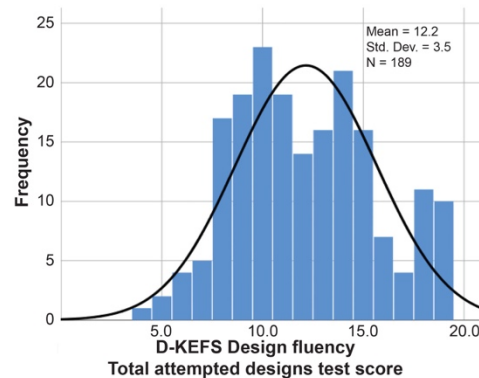
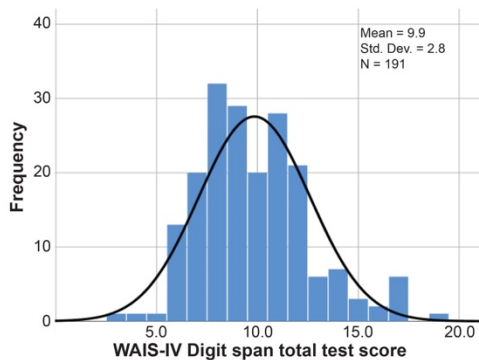
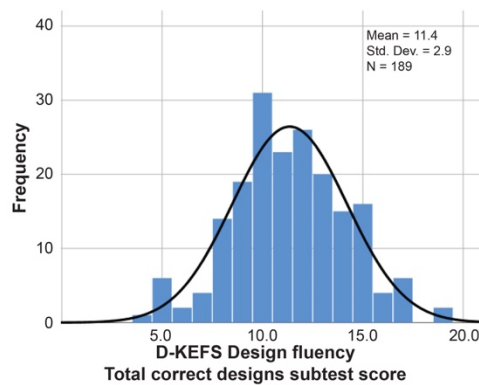
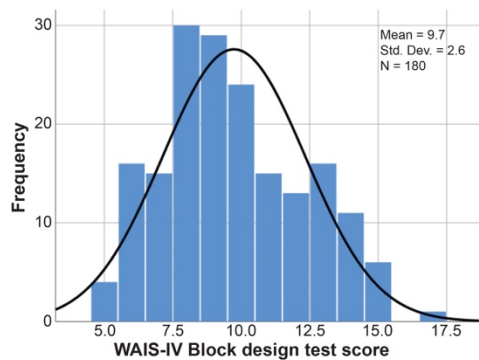


**Additional file 1.** Frequency distribution of performance scores on cognitive tests.

Frequency distribution of performance scores on WAIS-IV block design, digit span and matrix reasoning tests and D-KEFS design fluency test showing total correct designs and total attempted designs subtests, among primary care patients with anxiety disorders. The black curve represents a normal approximation curve, for comparison.



WAIS: Wechsler Adult Intelligence Scale; D-KEFS: Delis–Kaplan Executive Function System; Std.Dev.: standard deviation; N: numbers