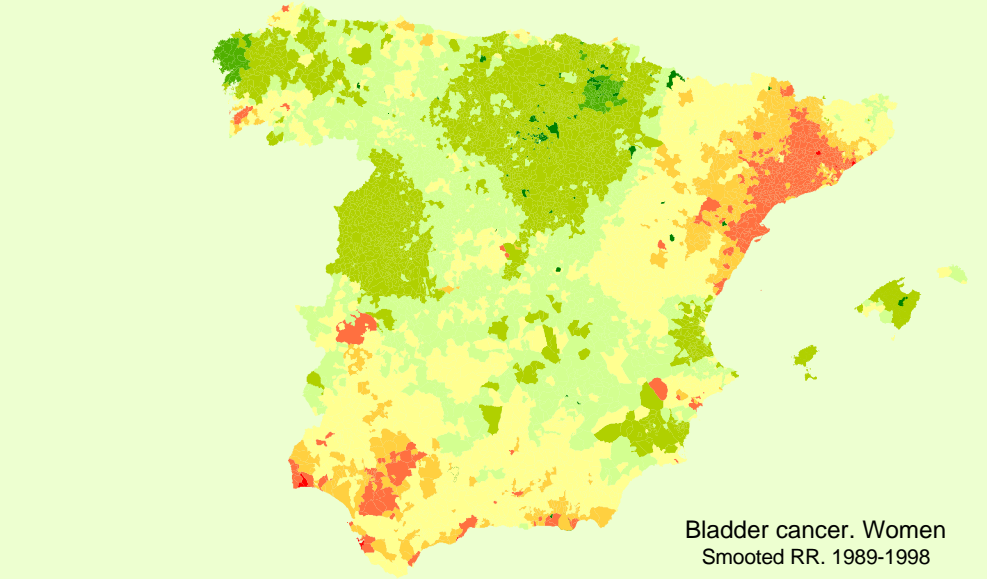


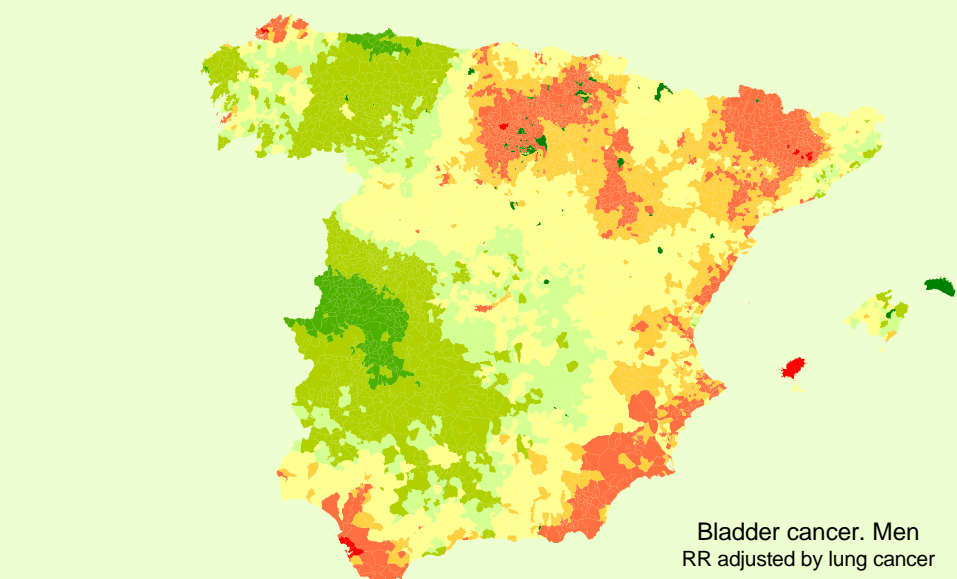
Bladder cancer. Men.  
Smoothed RR. 1989-1998

1.5 and more	(28)
1.3 - 1.5	(73)
1.1 - 1.3	(407)
1.05 - 1.1	(260)
0.95 - 1.05	(966)
0.91 - 0.95	(585)
0.77 - 0.91	(3258)
0.67 - 0.77	(1968)
0 - 0.67	(647)



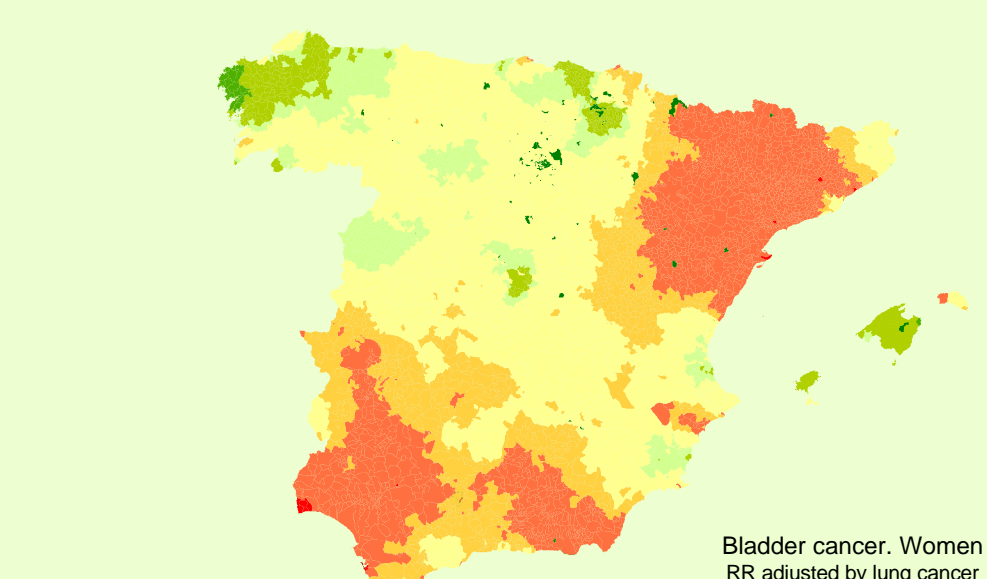
Bladder cancer. Women  
Smoothed RR. 1989-1998

1.5 and more	(7)
1.3 - 1.5	(29)
1.1 - 1.3	(560)
1.05 - 1.1	(562)
0.95 - 1.05	(2145)
0.91 - 0.95	(2108)
0.77 - 0.91	(2534)
0.67 - 0.77	(125)
0 - 0.67	(122)



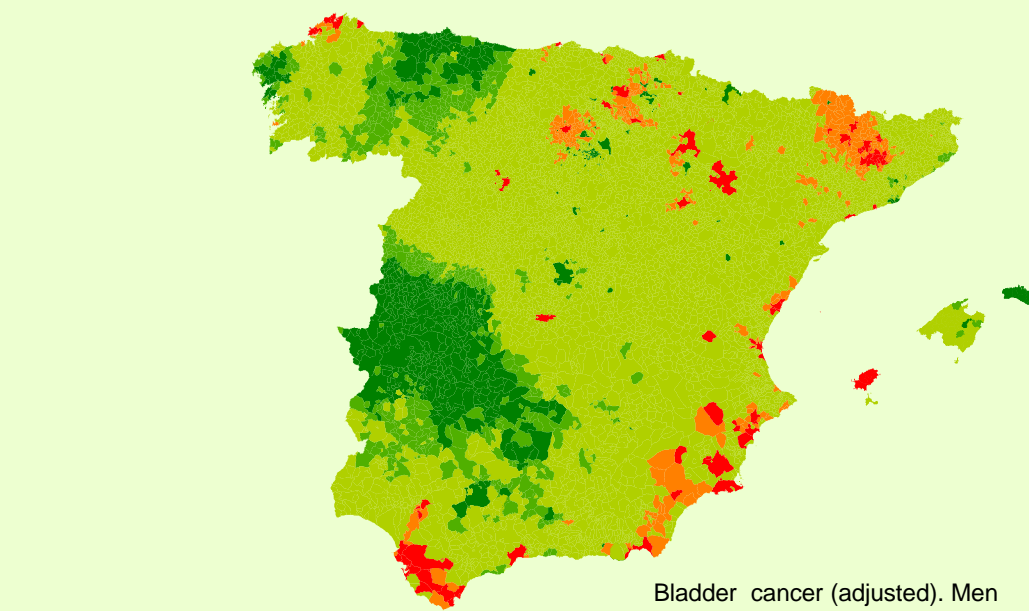
Bladder cancer. Men  
RR adjusted by lung cancer

1.5 and more	(5)
1.3 - 1.5	(41)
1.1 - 1.3	(1255)
1.05 - 1.1	(1394)
0.95 - 1.05	(3114)
0.91 - 0.95	(984)
0.77 - 0.91	(1085)
0.67 - 0.77	(187)
0 - 0.67	(127)



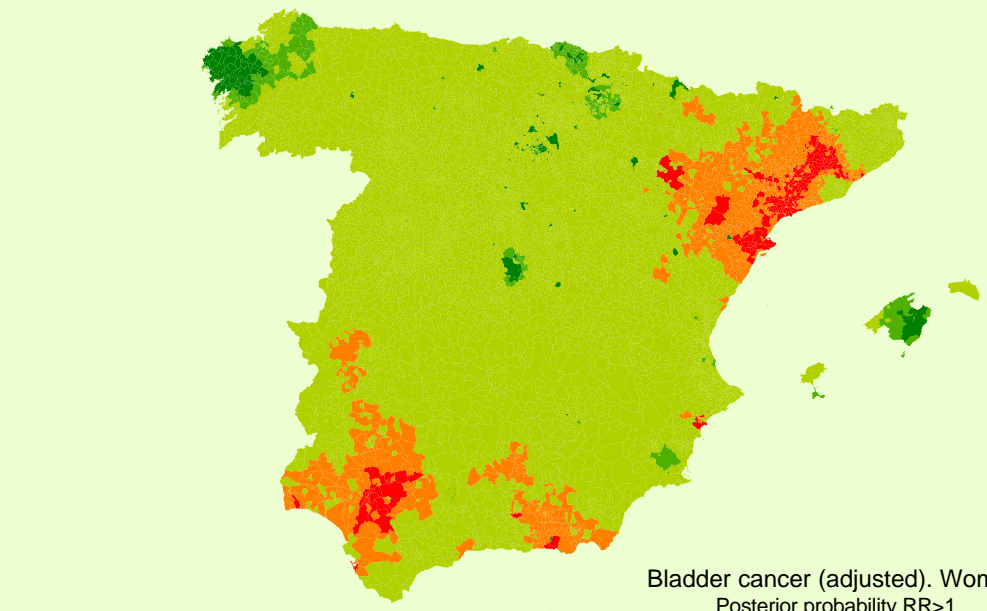
Bladder cancer. Women  
RR adjusted by lung cancer

1.5 and more	(1)
1.3 - 1.5	(10)
1.1 - 1.3	(1774)
1.05 - 1.1	(1088)
0.95 - 1.05	(3987)
0.91 - 0.95	(745)
0.77 - 0.91	(443)
0.67 - 0.77	(23)
0 - 0.67	(121)



Bladder cancer (adjusted). Men  
Posterior probability RR>1

0.9 - 1	(113)
0.8 - 0.9	(368)
0.2 - 0.8	(6548)
0.1 - 0.2	(590)
0 - 0.1	(573)



Bladder cancer (adjusted). Women  
Posterior probability RR>1

0.9 - 1	(195)
0.8 - 0.9	(725)
0.2 - 0.8	(6814)
0.1 - 0.2	(257)
0 - 0.1	(201)