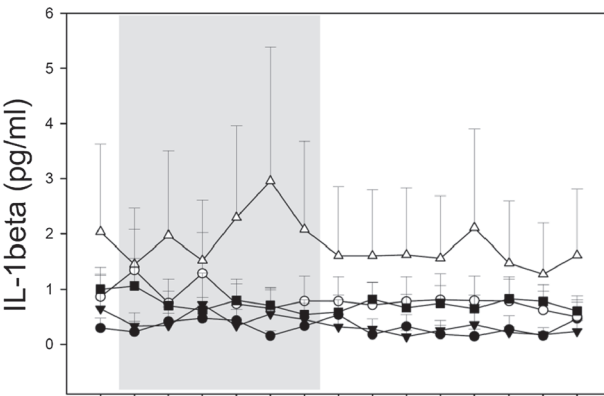
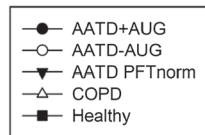
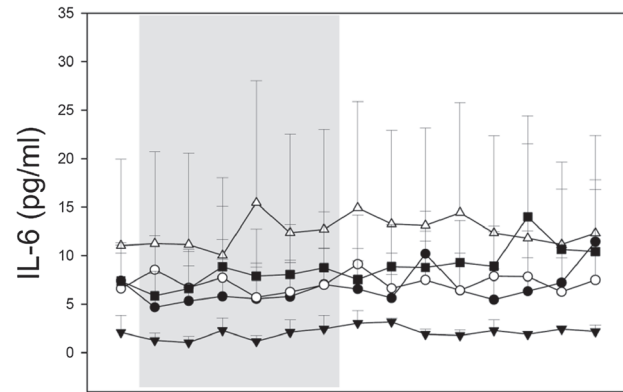


Femoral Venous

COPD vs. All groups, $P < 0.05$



COPD vs. AATD+Aug, $P < 0.05$
 COPD vs. AATD-Aug, $P < 0.05$
 COPD vs. AATD PFTnorm, $P < 0.05$
 Healthy vs. AATD PFTnorm, $P < 0.05$



COPD vs. All groups, $P < 0.05$
 AATD+Aug vs. AATD-Aug, $P < 0.05$
 Healthy vs. AATD-Aug, $P < 0.05$
 Healthy vs. AATD PFTnorm, $P < 0.05$

COPD vs. All groups, $P < 0.05$
 Healthy vs. AATD+Aug, $P < 0.05$
 Healthy vs. AATD-Aug, $P < 0.05$
 AATD PFTnorm vs. AATD+Aug, $P < 0.05$
 AATD PFTnorm vs. AATD-Aug, $P < 0.05$

