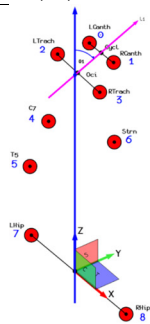
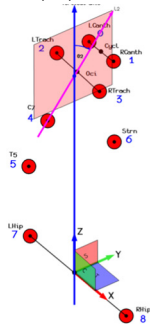


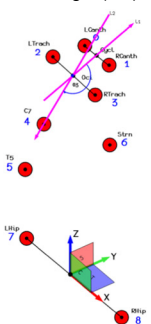
Head flexion (HF)



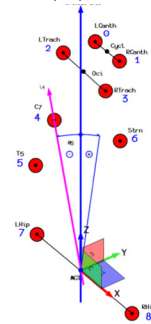
Neck Flexion (NF)



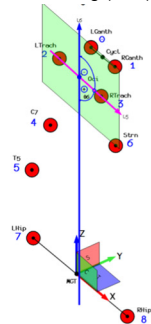
Cranio-cervical angle (CC)



Trunk Flexion (TF)



Head lateral banding (HLB)



The angle between a line drawn from the Cyclops* to the OC1† and the vertical axis

The angle between a line drawn from the OC1† to the C7 SP and the vertical axis

The angle between a line drawn from the Cyclops* to the OC1† to the C7 SP

The angle between a line drawn from the C7 SP to the mid-point of the greater trochanters and the vertical axis.

The lateral angle between a line drawn from the OC1† to the trachus, with the vertical line going through the OC1† (negative to the left)

*Cyclops: midway between the left and right canthus.

†OC1: Midway between the left and right trachus (approximately at the atlanto-occipital joint)