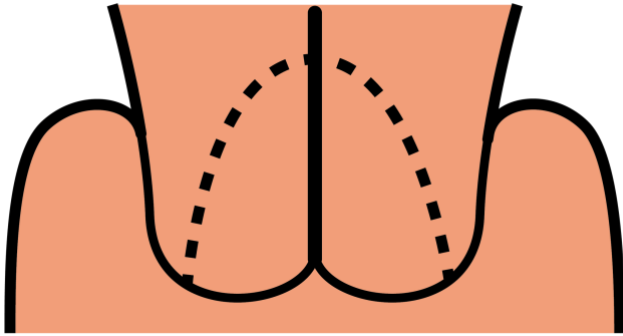


Figure S1

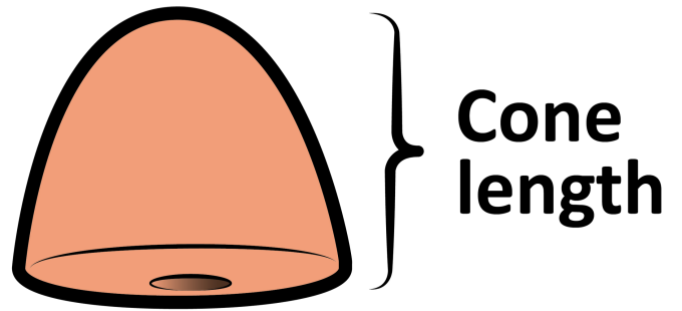
a) and b) Definition of cone-length

c) and d) Standardized measurement of cone-length before fixation in Sweden:

a)

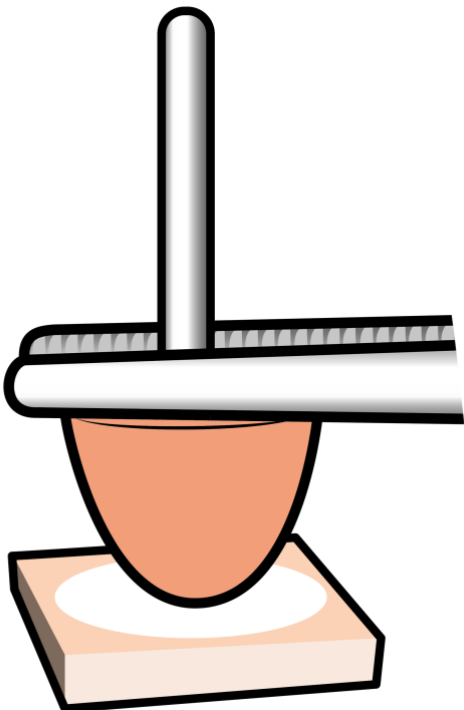


b)

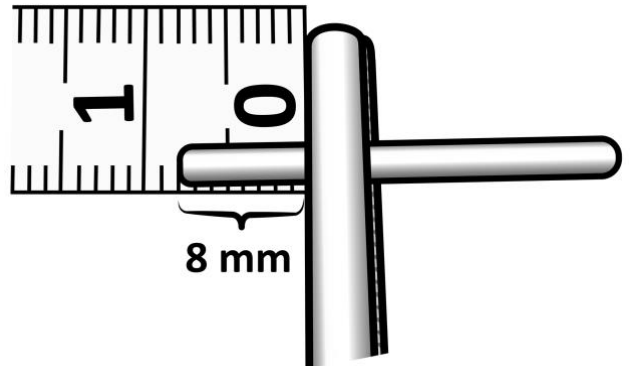


The distance from the external margin to the internal margin of the excised specimen.

c)



d)



The length of the metal pin enclosed in the specimen is measured.

Cone-length is measured by the colposcopist before cutting, montage and fixation in formalin. The endocervical resection area is placed on flat material. A metal pin is placed in the cervical canal. A vertical forceps is placed at the outer cervical os without pressure