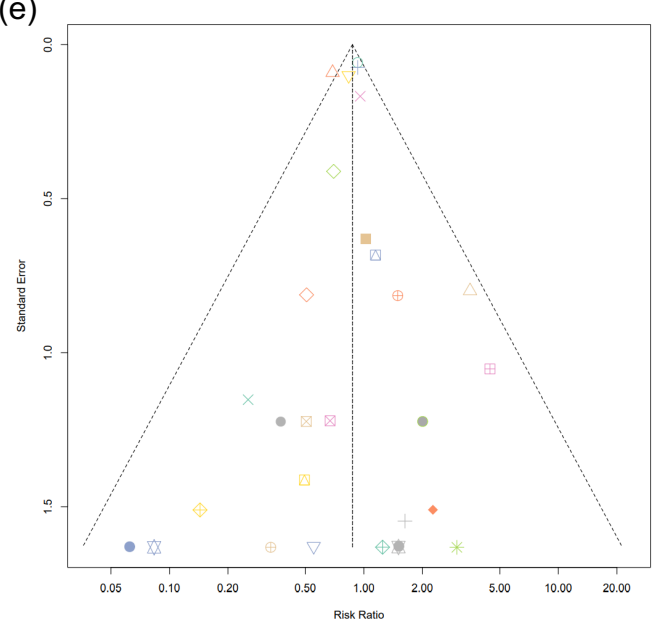
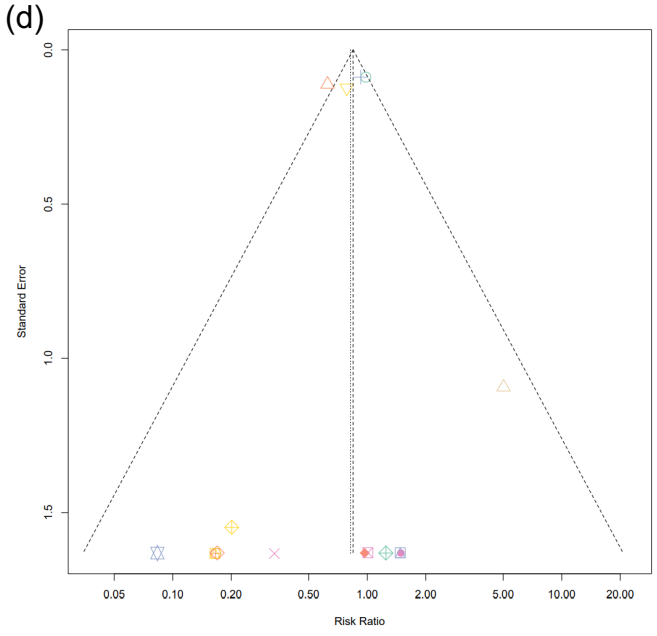
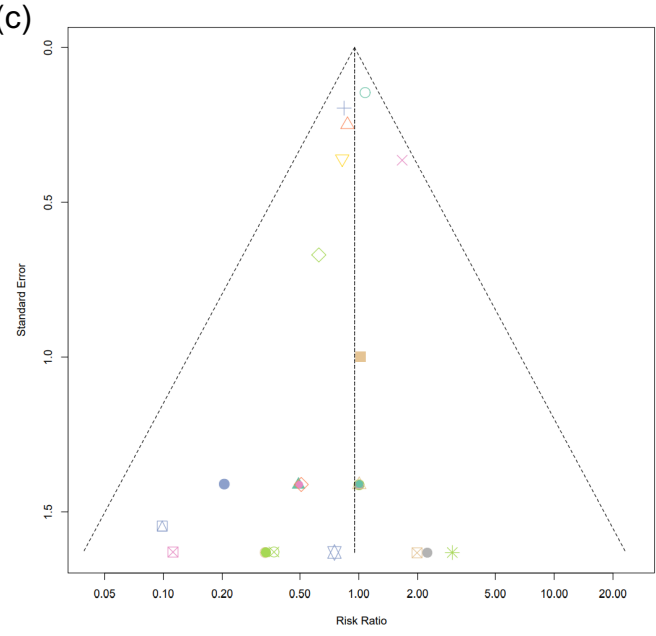
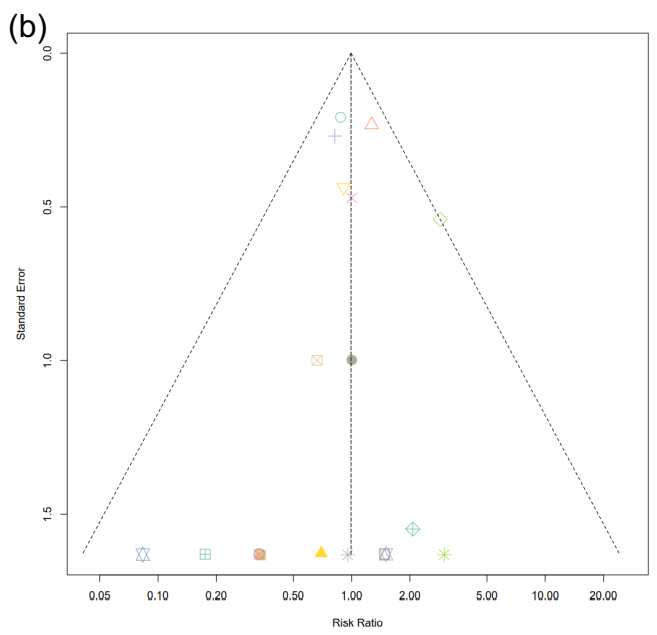
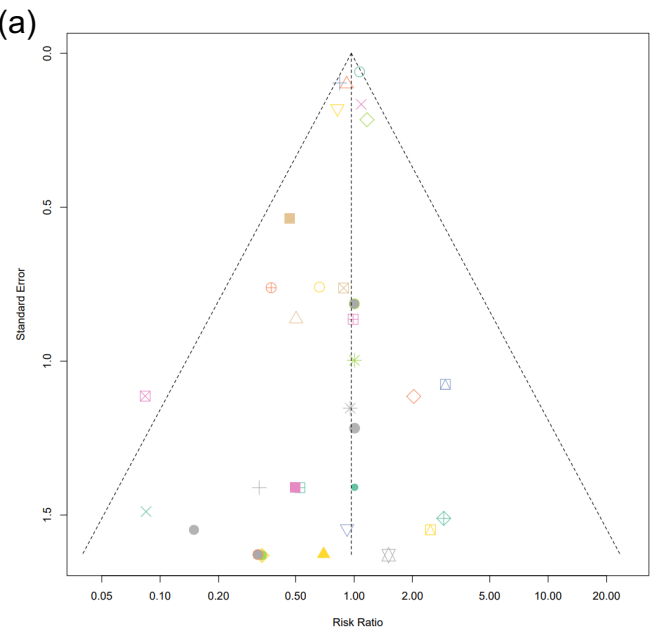


Additional file 5. Funnel plots of publication bias for (a) acute coronary syndrome, (b) peripheral arterial occlusive diseases, (c) ischemic stroke, (d) cardiovascular mortality, and (e) all-cause mortality.



- Wiviott et al., 2019
- △ Zinman et al., 2015
- + Cannon et al., 2020*
- × NCT01989754, 2017*
- ◇ Neal et al., 2015
- ▽ Perkovic et al., 2019
- ⊠ Roden et al., 2015#
- * Hadjadj et al., 2016*
- ⊕ Haring et al., 2013
- ⊙ Cefalu et al., 2013
- ⊗ Rosenstock et al., 2016
- ⊞ Hollander et al., 2019*
- ⊡ NCT01649297, 2015*
- ⊣ Henry et al., 2012
- Ridderstrale et al., 2018
- Lavallo-Gonzalez et al., 2013
- ▲ NCT01137474, 2014
- ◆ Wilding et al., 2014
- Ferrannini et al., 2013
- Pratley et al., 2018**
- Leiter et al., 2014
- Bode et al., 2015
- △ Cefalu et al., 2015
- + Strojek et al., 2011*
- × Barnett et al., 2014
- ◇ Rosenstock et al., 2018
- ▽ Bailey et al., 2015
- ⊠ Bailey et al., 2013
- * Rodbard et al., 2019*
- ◇ Nauck et al., 2011*
- ⊕ Lingvay et al., 2019
- ⊗ Rosenstock et al., 2014
- ⊞ Rosenstock et al., 2015
- ⊡ Muller-Wieland et al., 2018**
- ⊣ Grunberger et al., 2018
- Dagogo-Jack et al., 2018
- Scott et al., 2018
- ▲ Araki et al., 2015***
- ◆ NCT01106690, 2013
- Yale et al., 2014
- Fioretto et al., 2018
- Yang et al., 2018
- Matthaei et al., 2015