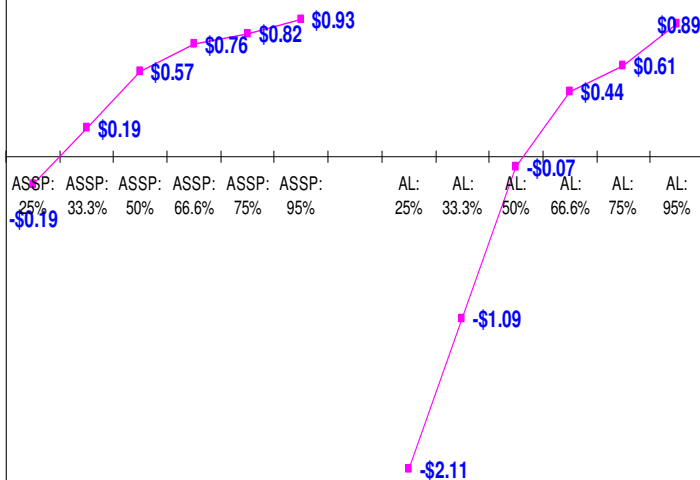


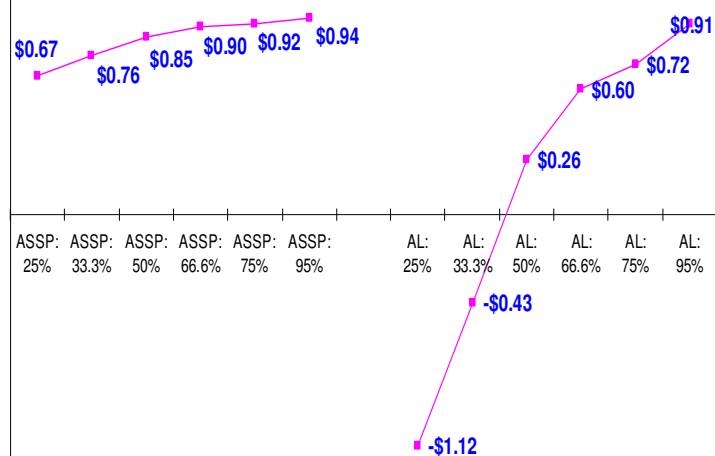
Incremental cost per malaria positive patient treated: base case age breakdown

1



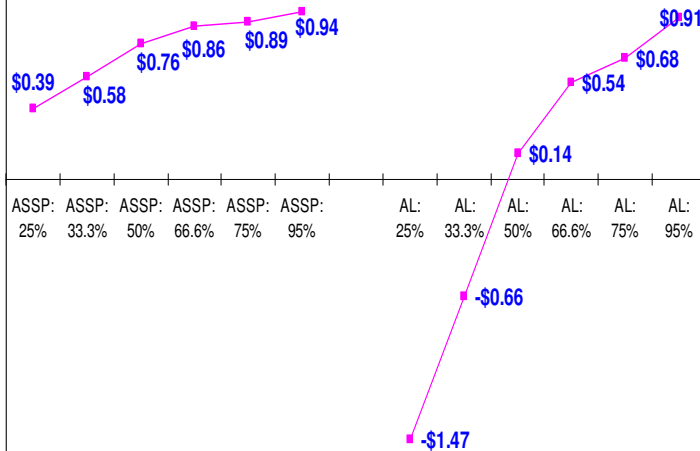
Incremental cost per malaria patient treated: age breakdown 1

2



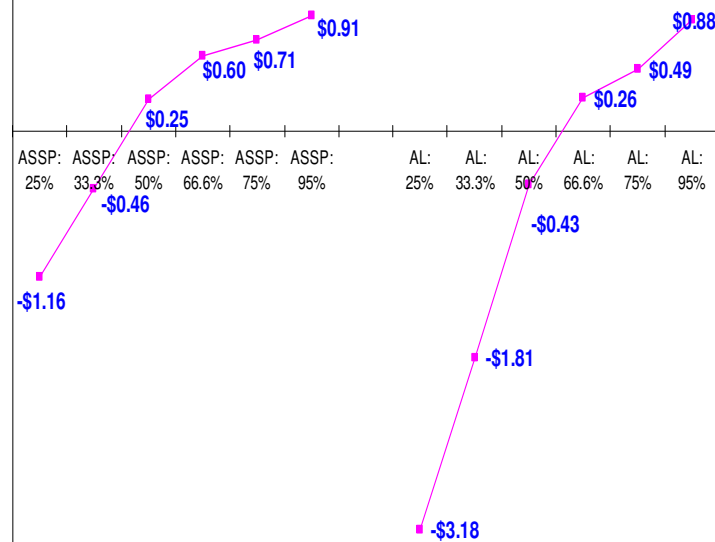
Incremental cost per malaria patient treated: age breakdown 2

3



Incremental cost per malaria patient treated: age breakdown 3

4



Base case Age breakdown

for ASSP 28.3%; 15.3%; 56.4% and for AL 23.6%; 9.1%; 8.7%; 58.6%

Age breakdown 1

for ASSP 50%; 15%; 35% and for AL 45%; 9%; 9%; 37%)

Age breakdown 2

for ASSP 40%; 20%; 40% and for AL 35%; 11.5%; 11.5%; 42%

Age breakdown 3

for ASSP 10%; 5%; 85% and for AL 5%; 4.5%; 4.5%; 86%