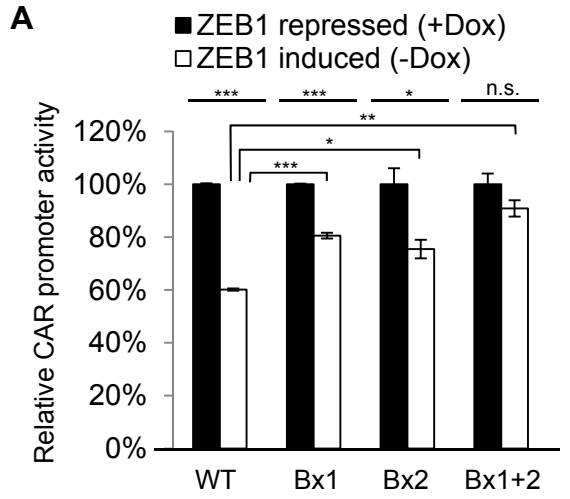
A
ZEB1 repressed (+Dox)
ZEB1 induced (-Dox)
Relative CAR promoter activity
120%
100%
80%
60%
40%
20%
0%
***
***
*
n.s.
**
*
***
WT
Bx1
Bx2
Bx1+2

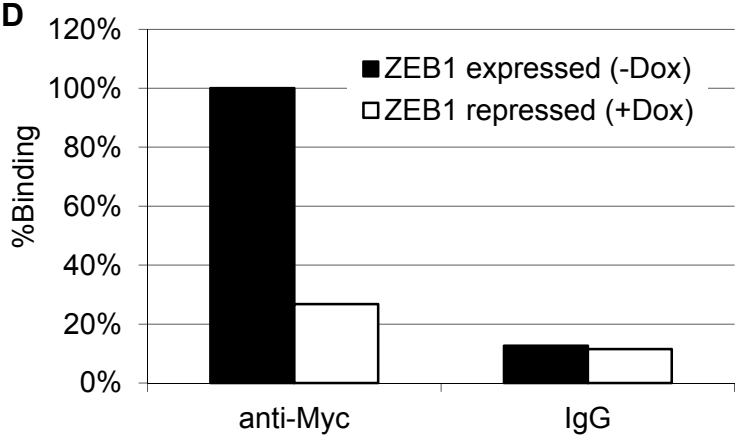
D
120%
100%
80%
60%
40%
20%
0%
%Binding
ZEB1 expressed (-Dox)
ZEB1 repressed (+Dox)
anti-Myc
IgG

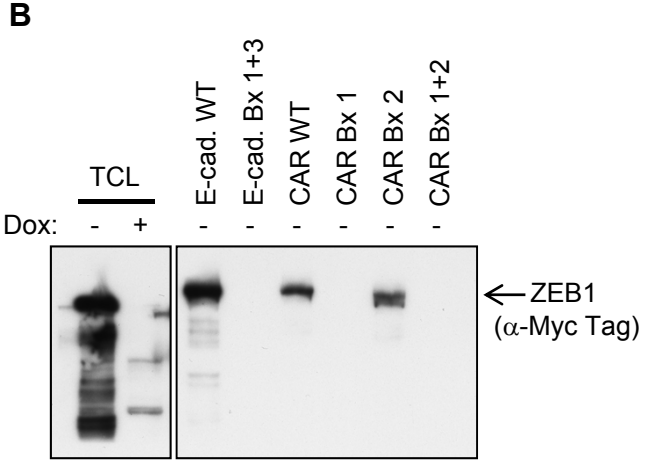
B
TCL
Dox:
-
+
E-cad. WT
E-cad. Bx 1+3
CAR WT
CAR Bx 1
CAR Bx 2
CAR Bx 1+2
ZEB1
(α-Myc Tag)

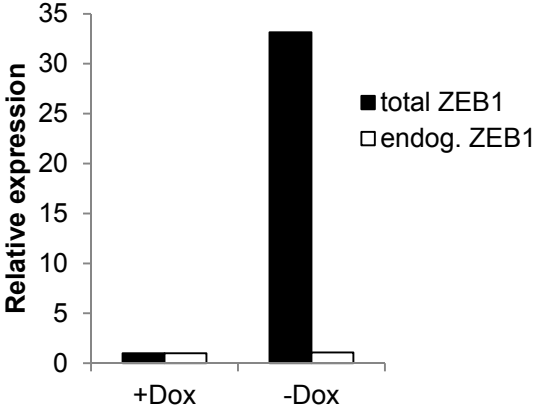
E
35
30
25
20
15
10
5
0
Relative expression
total ZEB1
endog. ZEB1
+Dox
-Dox

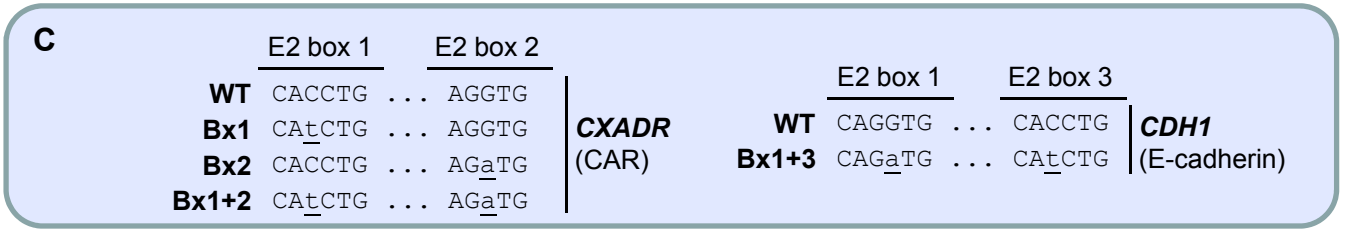
C
E2 box 1
E2 box 2
WT CACCTG ... AGGTG
Bx1 CAtCTG ... AGGTG
Bx2 CACCTG ... AGaTG
Bx1+2 CAtCTG ... AGaTG
CXADR
(CAR)
E2 box 1
E2 box 3
WT CAGGTG ... CACCTG
Bx1+3 CAGaTG ... CAtCTG
CDH1
(E-cadherin)