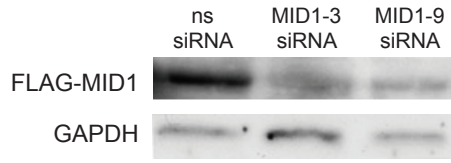
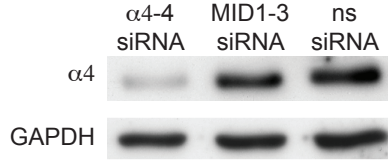
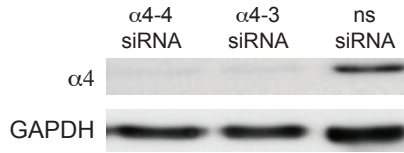
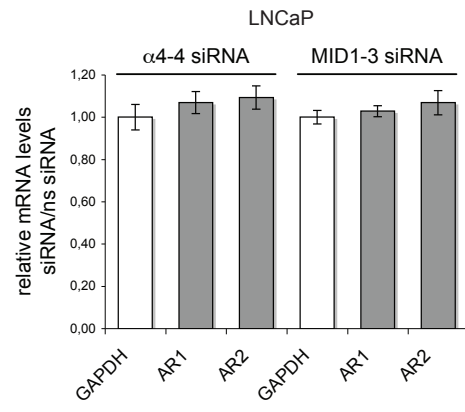
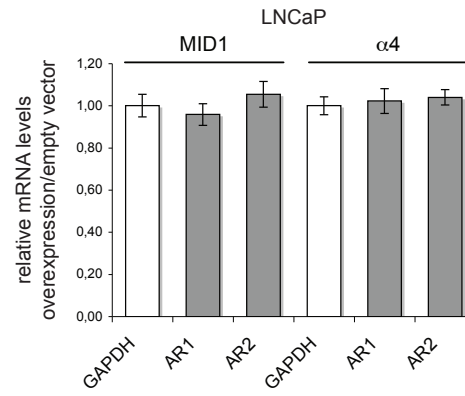


A**B****C****D****E**

Legend to supplemental Figure 1:

(A) Westernblot as knockdown control for MID1-3 and MID1-9 siRNAs shown by reduction of FLAG-tagged MID1 overexpressed in LNCaP cells, (B,C) Westernblots as knockdown-controls for the α 4-3 and α 4-4 siRNAs using an antibody against endogenous α 4 in LNCaP cells (D) Real-Time PCR analysis of AR mRNA levels in LNCaP cells after knockdown of MID1 or α 4 relative to the non-silencing controls. (E) Real-Time PCR analysis of AR mRNA levels in LNCaP cells after over-expression of MID1 or α 4 relative to the control (empty vector).