A

Regulatory regions
1kb upstream of the TSS

⇩

TFBS predictions
MATCH used to screen regulatory region

⇩

Conservation score for each prediction
phastCons scores between 30 vertebrates

⇩

Phylogenetic footprinting
Conservation score ≥ 0.8

B

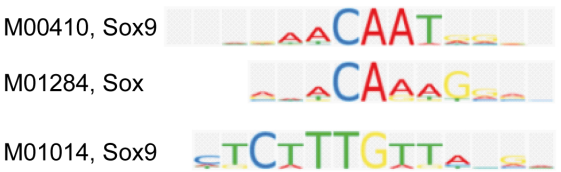

C

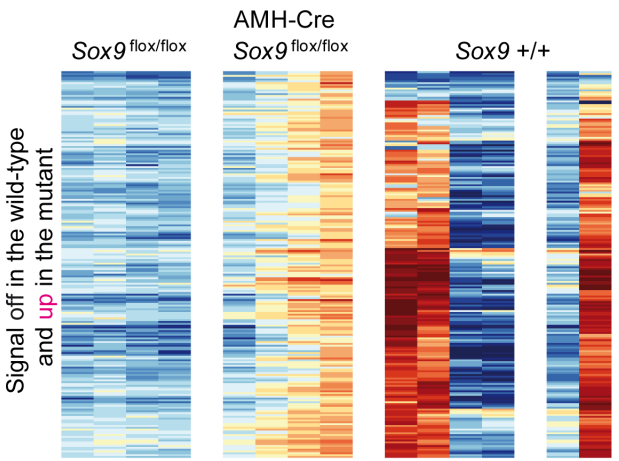

D

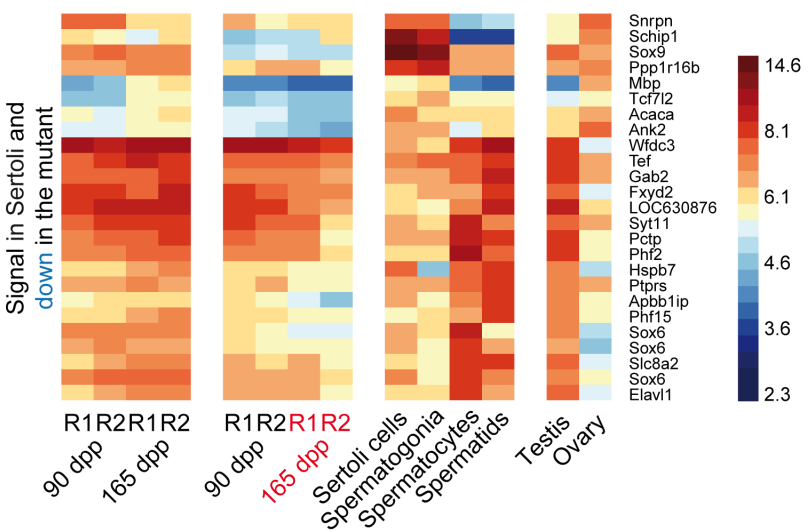

E

		Up	Down
	22020	273	34
Sox9 (M01284)	8026	140 / 100	18 / 12
Sox9 (M00410)	8425	145 / 105	13 / 13
Sox9/Sox6 (M01014)	3205	63 / 40	10 / 5
Tcf7l2 (M00671)	2047	47 / 25	8 / 3
Tef (M00228)	230	9 / 3	0 / 0
Elf1 (M00746)	7731	146 / 96	20 / 12
Stat6 (M00777)	7577	138 / 94	17 / 12
Nr2f2 (M00158)	1755	38 / 22	6 / 3
Bach1/Maf/Nfe2l2 (M00983)	3424	62 / 43	8 / 5
Ppara/Rxra (M00518)	1894	38 / 24	10 / 3
Irf8 (M01665)	3202	78 / 40	7 / 5
Jun (M00172)	6624	124 / 82	16 / 10
Nfe2l2 (M00821)	4369	90 / 54	12 / 7
Runx2 (M00731)	4509	91 / 56	11 / 7
Tead1 (M00704)	7828	137 / 97	16 / 12
Cebpa/b/d (M00912)	6456	118 / 80	11 / 10
Cebpa (M00201)	6215	107 / 77	10 / 10
Pou5f1 (M01307)	8456	144 / 105	19 / 13
Zbtb33 (M01119)	1063	26 / 13	4 / 2
Nfia (M00806)	5595	93 / 69	15 / 9
Esr1 (M00191)	3309	60 / 41	7 / 5
Bhlhe40 (M01034)	4631	77 / 57	13 / 7
Ar (M01201)	3630	51 / 45	16 / 6

Depleted — *p*-value — Enriched
1 — 0.95 — 0.05 — 1e-5 — 0