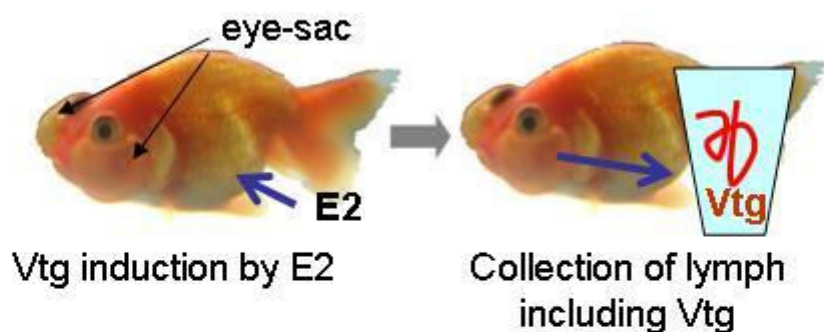



**(A) Experiment 1. E2-induced Vtg accumulation in eye-sac lymph of bubble-eye goldfish**




**(B) Experiment 2. Preparation of FITC-labeled Vtg**



**(C) Experiment 3. Monitoring incorporation of fluorescent Vtg *in vivo***



**(D) Experiment 4. Assessing viability of zebrafish oocytes after incorporation of goldfish Vtg**



**(E) Experiment 5. Monitoring incorporation of fluorescent Vtg *in vitro***

