A

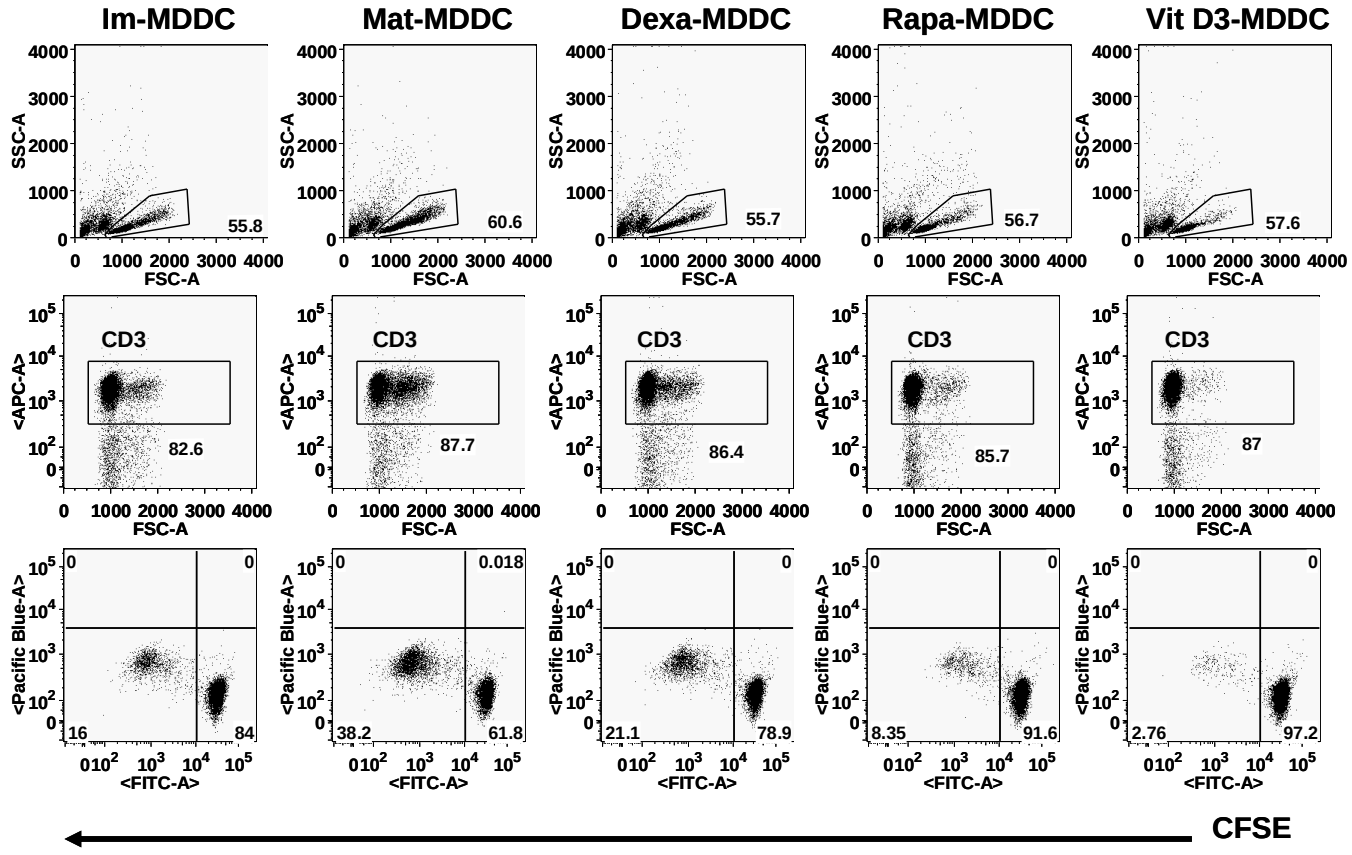
Im-MDDC
Mat-MDDC
Dexa-MDDC
Rapa-MDDC
Vit D3-MDDC
SSC-A
FSC-A
55.8
60.6
55.7
56.7
57.6
CD3
<APC-A>
82.6
87.7
86.4
85.7
87
<Pacific Blue-A>
<FITC-A>
0
0
16
84
0
0.018
38.2
61.8
0
0
21.1
78.9
0
0
8.35
91.6
0
0
2.76
97.2
CFSE

B

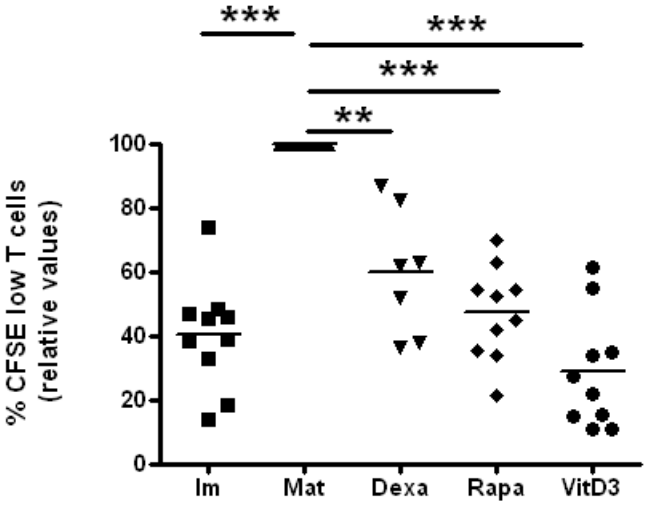
***
***
***
**
% CFSE low T cells
(relative values)
Im
Mat
Dexa
Rapa
VitD3

C

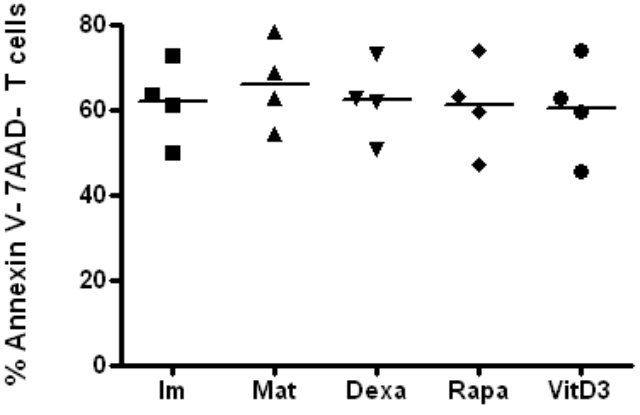
% Annexin V- 7AAD- T cells
Im
Mat
Dexa
Rapa
VitD3