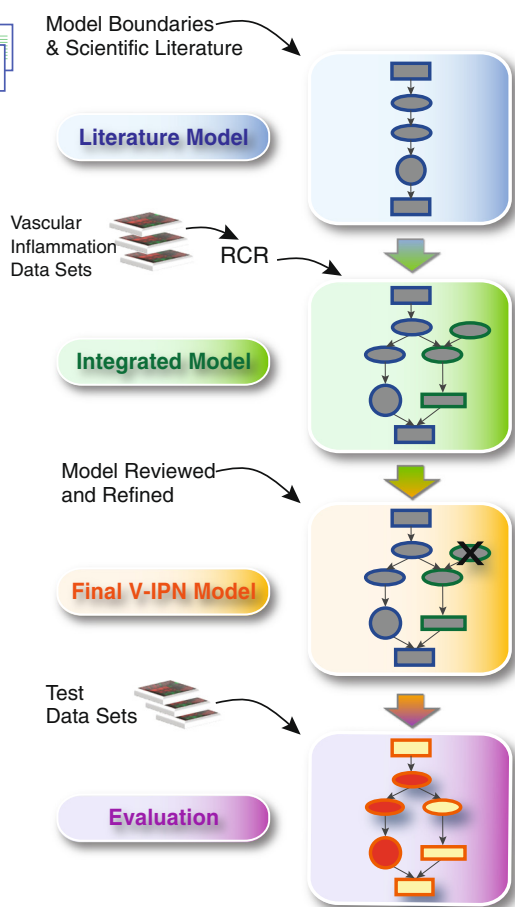
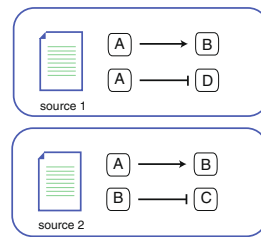


A

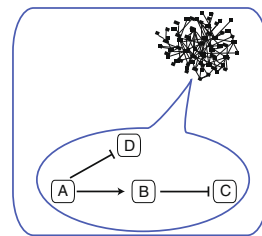


B

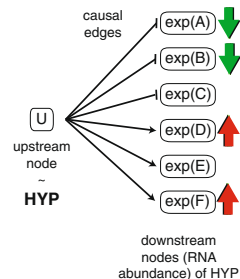
Knowledge in BEL format



Knowledge assembled into a model



C



Gene	Fold Change	P-value	State Change
A	-2.1	0.003	decrease
B	-1.5	0.007	decrease
C	1.1	0.04	
D	2.3	0.01	increase
E	1.5	0.4	
F	8.1	0.002	increase

Significance criteria:
abs(fold change) ≥ 1.3
p-value ≤ 0.05

↑ significant measured increase mapped to the node

↓ significant measured decrease mapped to the node