



Additional file 8: Figure S6

CMR Cooperative web database: Segmental Myocardial Perfusion by CMR



Calendar
Patient Search
Admin
Actions
MRI Details

Welcome Testsite1 User1 - Testsite1 Logout | Settings | About | How to use CMRcoop



Choose Patient Patient ID: 2574 Name: Doe, Janice Sex: Female DOB: Jan 01, 1960 MRN: 0000000 Edit


Choose Study MRI Study ID: 3064 MRI Accession #: 1 MRI Date: Jun 28, 2008 Patient Age: 48 yrs

- Patient Info
- Cardiac History
- Medications
- Labs and Asso. Tests
- Drugs and Drug Protocols
- MRI Technique
- Resting MRI
- Hemo Response
- Grade Myocardial Segments
- T1 Mapping
- Pericardium and Pleura
- Heart Valves
- Thoracic Aorta
- Non-cardiac Findings
- Complications
- Diagnostic / Therapeutic Decision
- Generate MRI Report

Perfusion
Rest and Stress Dobutamine Function
Stress Function
Viability

Unsaved Changes!
Save

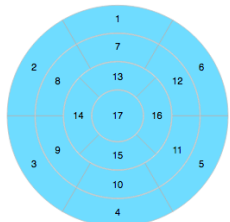
Normal Abnormal Possible Subendo Mild Subendo Moderate Subendo Severe Subendo Possible Transmural Mild Transmural Moderate Transmural Severe Transmural
 Non-diagnostic Not Done



Stress Perfusion: Abnormal

17 Normal
16 Normal
Clear All

Not Done
Non-Diag



Rest Perfusion: Normal

17 Normal
16 Normal
Clear All

Not Done
Non-Diag

Save
Generate MRI Report

