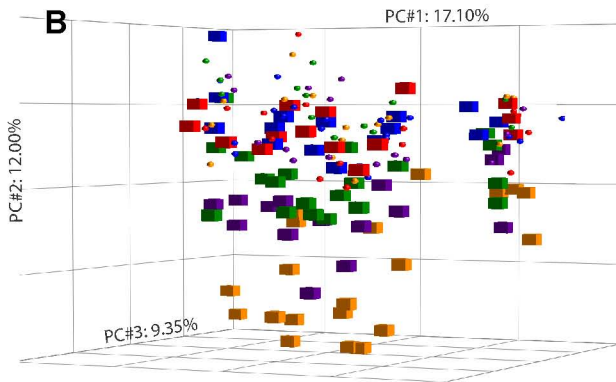
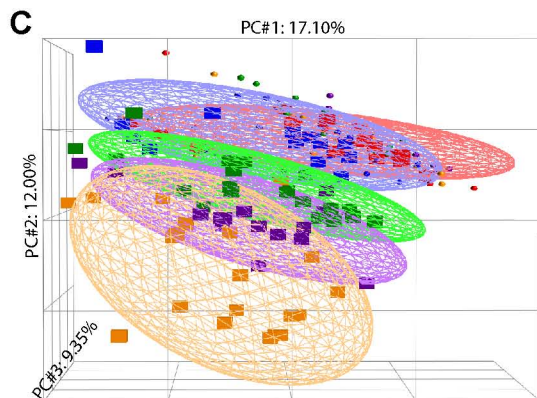


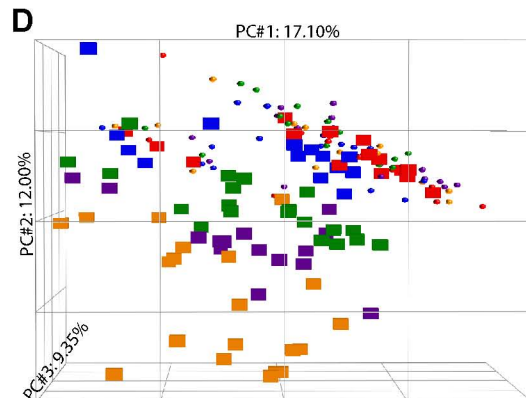
Time (hr)	Exposure	Seizure	Brain Region
0.25	● Saline	■ N	■ Amygdala
1	■ Sarin	■ Y	■ Hippocampus
3			■ Piriform Cortex
6			■ Septum
24			■ Thalamus



Time (hr)	Exposure	Seizure
0.25	● Saline	■ N
1	■ Sarin	■ Y
3		
6		
24		



Time (hr)	Exposure	Seizure	Time (h) x Exposure
0.25	● Saline	■ N	■ 0.25 x Sarin
1	■ Sarin	■ Y	■ 1 x Sarin
3			■ 3 x Sarin
6			■ 6 x Sarin
24			■ 24 x Sarin



Time (hr)	Exposure	Seizure
0.25	● Saline	■ N
1	■ Sarin	■ Y
3		
6		
24		