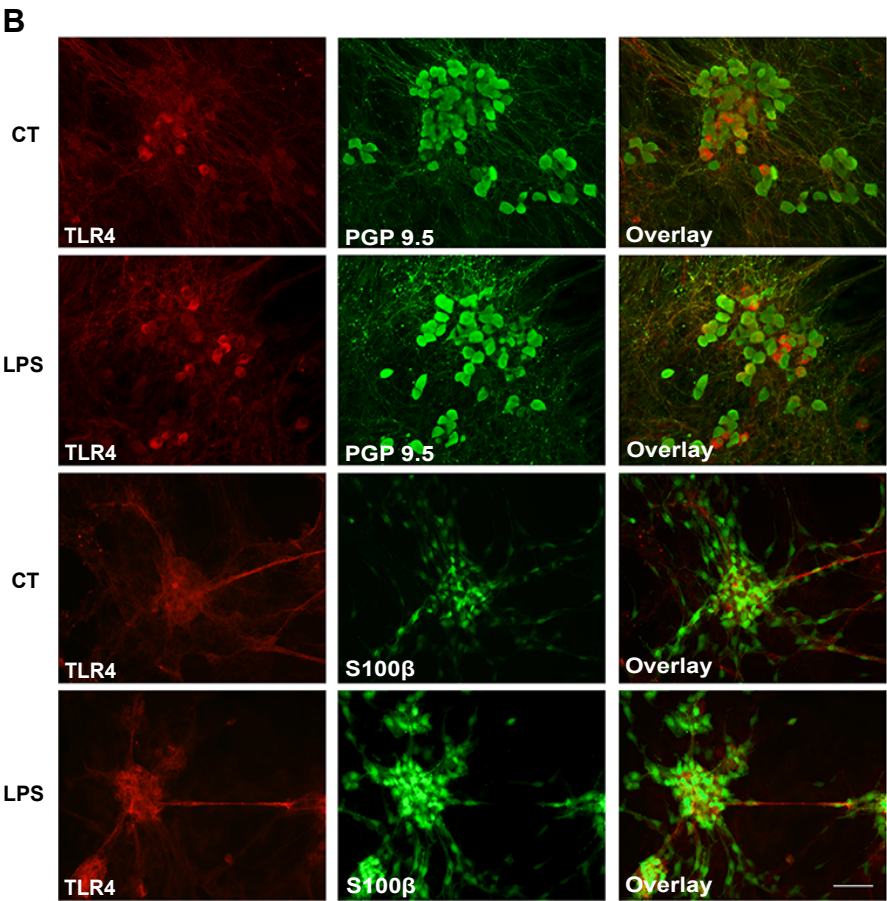
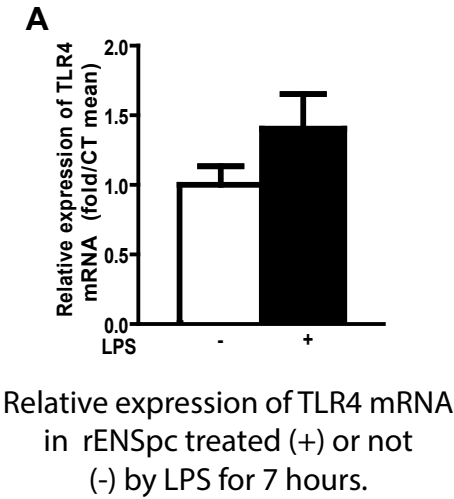
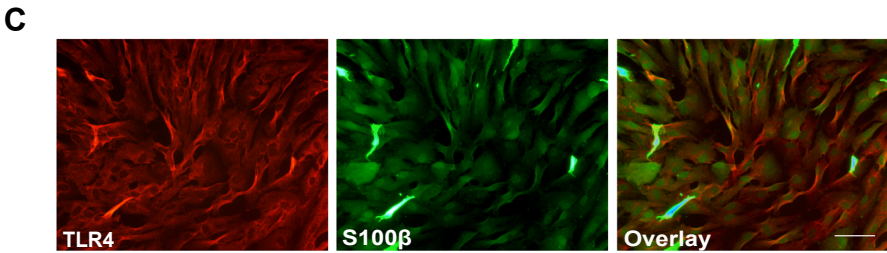


Additional file 2

Expression of TLR4 in ENS and EGC cultures is not modified by LPS treatment.



Localization of TLR4 on neuronal and glial cells in rENSpc was analyzed by immunocytochemistry using anti-TLR4 (Imgenex), anti-PGP 9.5 (Ultraclone Limited) and anti-S100β (DakoCytomation) antibodies. Scale bar : 50μm.



Expression of TLR4 on human enteric glial cells in EGC primary cultures was analyzed by immunocytochemistry using anti-TLR4 and anti-S100β antibodies. Scale bar : 50μm.