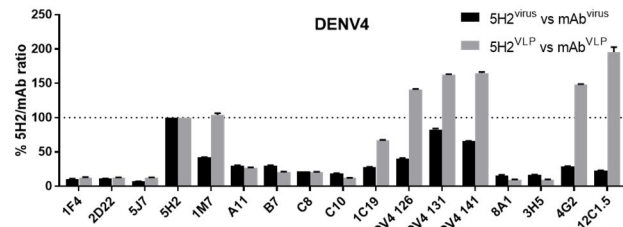
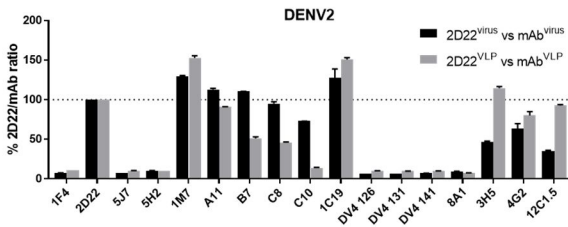
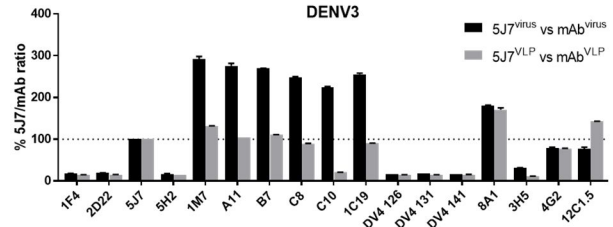
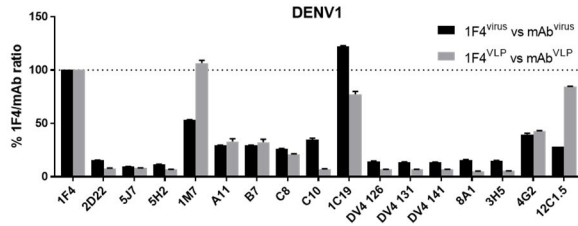


Additional file 1.



Additional file 1. Normalized antibody binding to DENV virus particles and VLPs. The binding of each mAb to virus (black bars) or VLPs (grey bars) within every DENV serotype was normalized to 1F4 (DENV1), 2D22 (DENV2), 5J7 (DENV3) and 5H2 (DENV4).