Figure S6

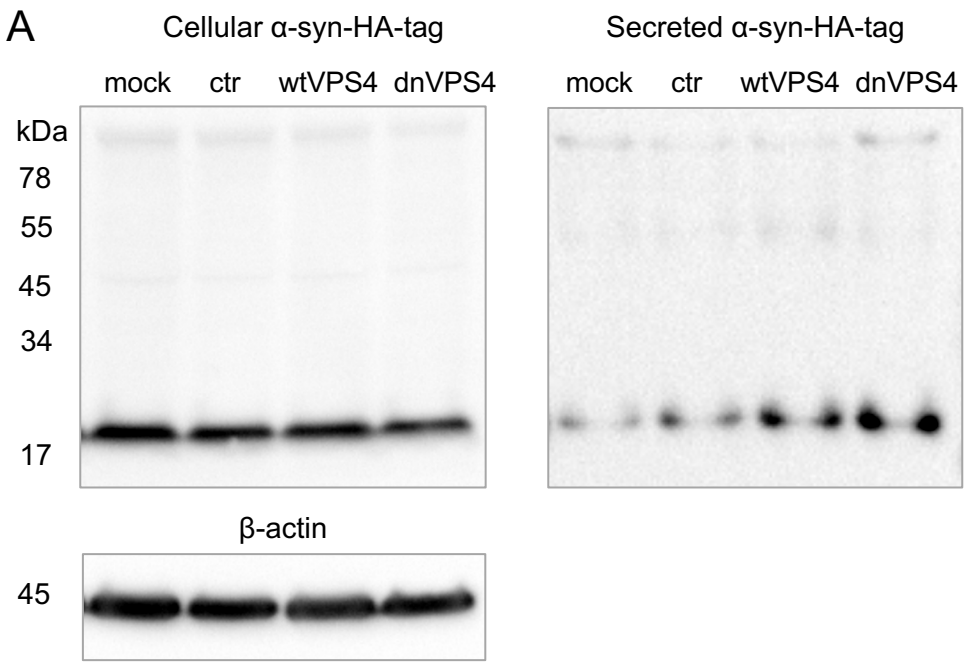
A
Cellular α-syn-HA-tag
Secreted α-syn-HA-tag
mock
ctr
wtVPS4
dnVPS4
kDa
78
55
45
34
17
β-actin
45

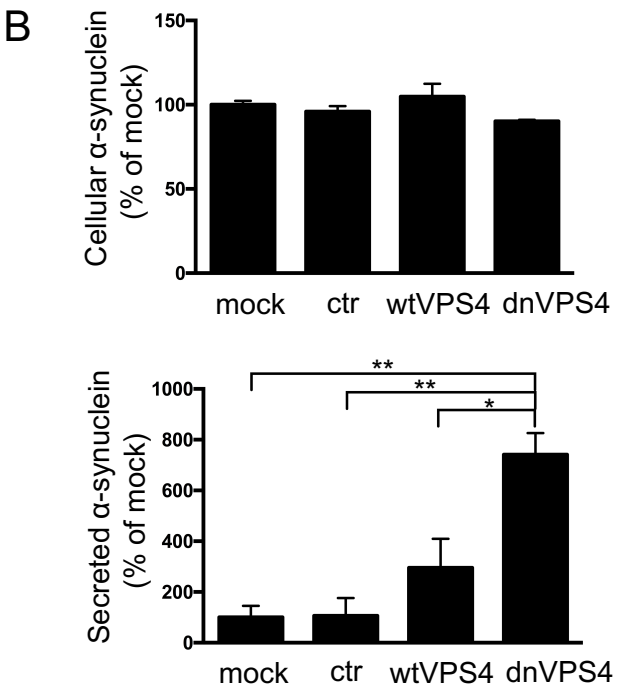
B
Cellular α-synuclein (% of mock)
150
100
50
0
mock
ctr
wtVPS4
dnVPS4
Secreted α-synuclein (% of mock)
1000
800
600
400
200
0
**
**
*
mock
ctr
wtVPS4
dnVPS4

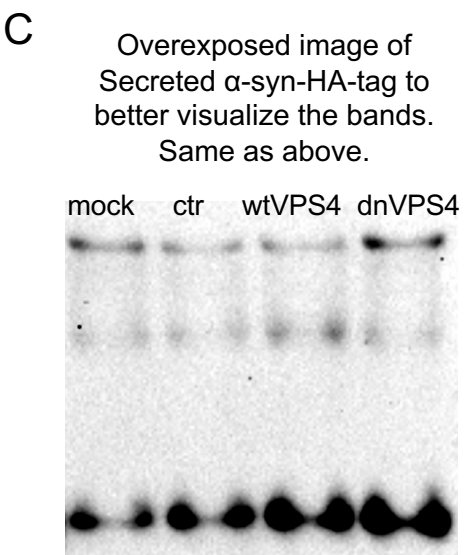
C
Overexposed image of Secreted α-syn-HA-tag to better visualize the bands. Same as above.
mock
ctr
wtVPS4
dnVPS4