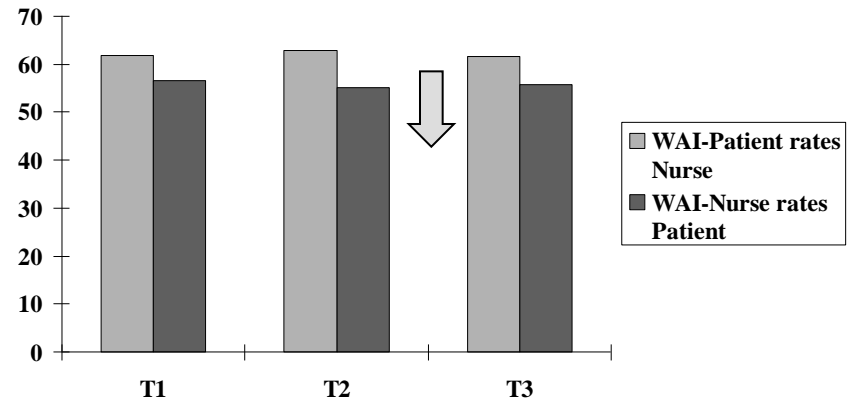


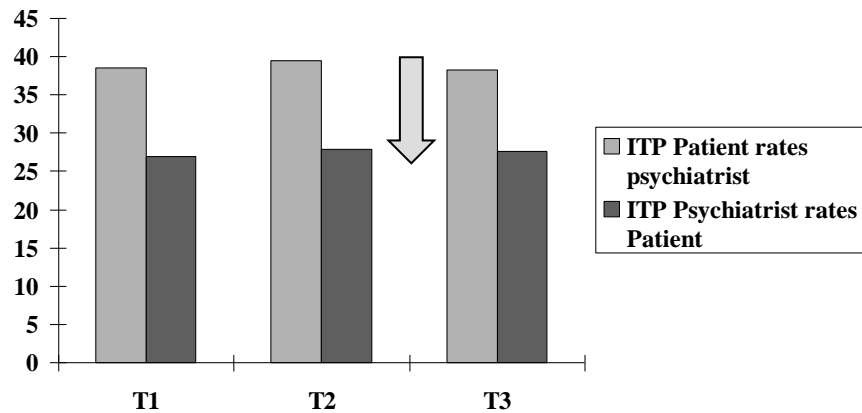
WAI-Patient rates psychiatrist general linear model $F=0.2$, $df=1$, $p=0.7$

WAI-Psychiatrist rates Patient $F=0.1$, $df=1$, $p=0.7$



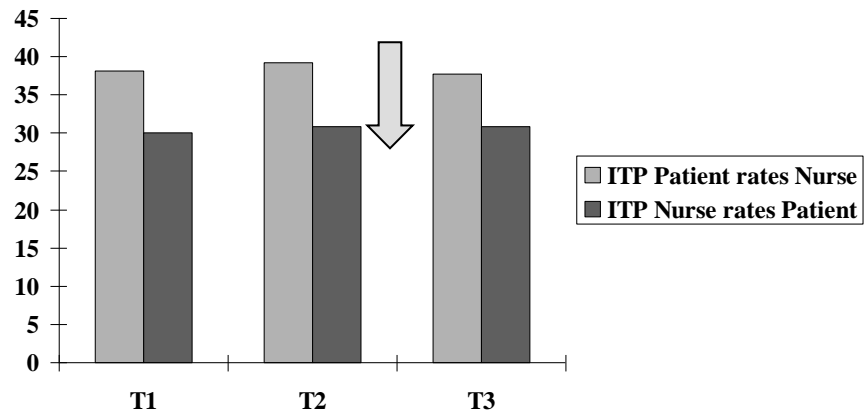
WAI-Patient rates Nurse general linear model $F=1.2$, $df=1$, $p=0.3$

WAI-Nurse rates Patient $F=0.6$, $df=1$, $p=0.4$



ITP-Patient rates Psychiatrist general linear model $F=1.9$, $df=1$, $p=0.2$

ITP-Psychiatrist rates Patient $F=0.3$, $df=1$, $p=0.6$



ITP-Patient rates Nurse general linear model $F=1.3$, $df=1$, $p=0.3$

ITP-Nurse rates Patient $F=1.4$, $df=1$, $p=0.25$