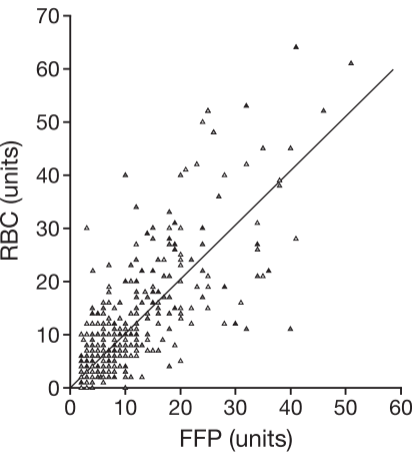


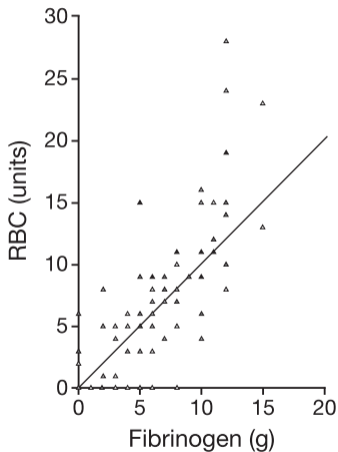
## FFP group

Distribution of transfusion ratios (FFP:RBC)  
(n = 601)

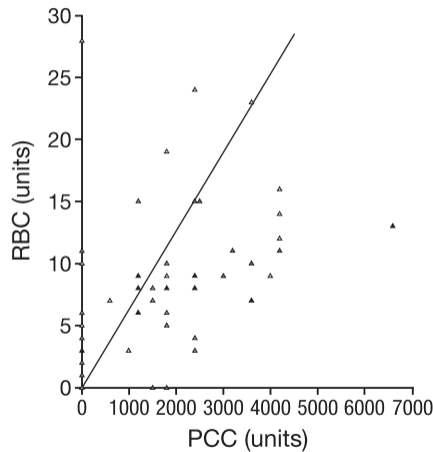


## Fibrinogen-PCC group

Distribution of transfusion ratios (Fibrinogen:RBC)  
(n = 80)



Distribution of transfusion ratios (PCC:RBC)  
(n = 80)



1 patient  
  2 patients  
  3 patients  
  >3 patients