
a
0Gy
3Gy
Untreated
Control-oligo
Untreated
Control-oligo
Left chest Mammary gland
0Gy
3Gy
Untreated
T-oligo
Untreated
T-oligo
Right chest Mammary gland

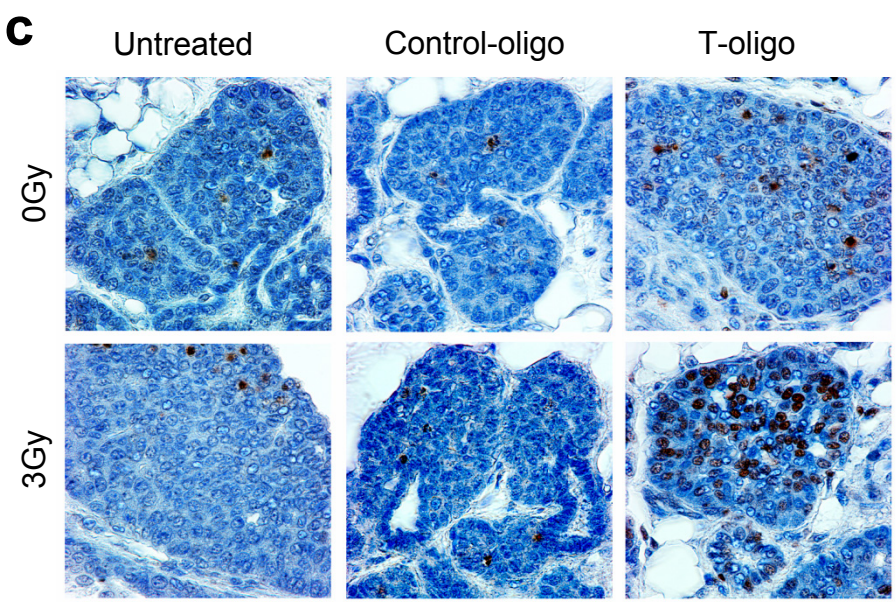
c
Untreated
Control-oligo
T-oligo
0Gy
3Gy

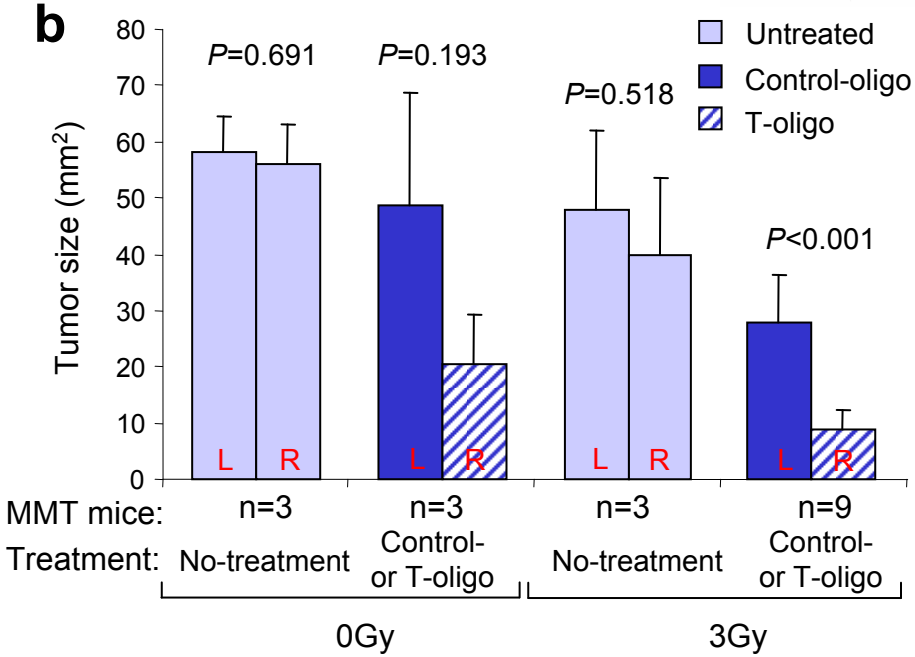
b
Tumor size (mm²)
80
70
60
50
40
30
20
10
0
P=0.691
P=0.193
P=0.518
P<0.001
Untreated
Control-oligo
T-oligo
L
R
MMT mice:
n=3
n=3
n=3
n=9
Treatment:
No-treatment
Control- or T-oligo
No-treatment
Control- or T-oligo
0Gy
3Gy

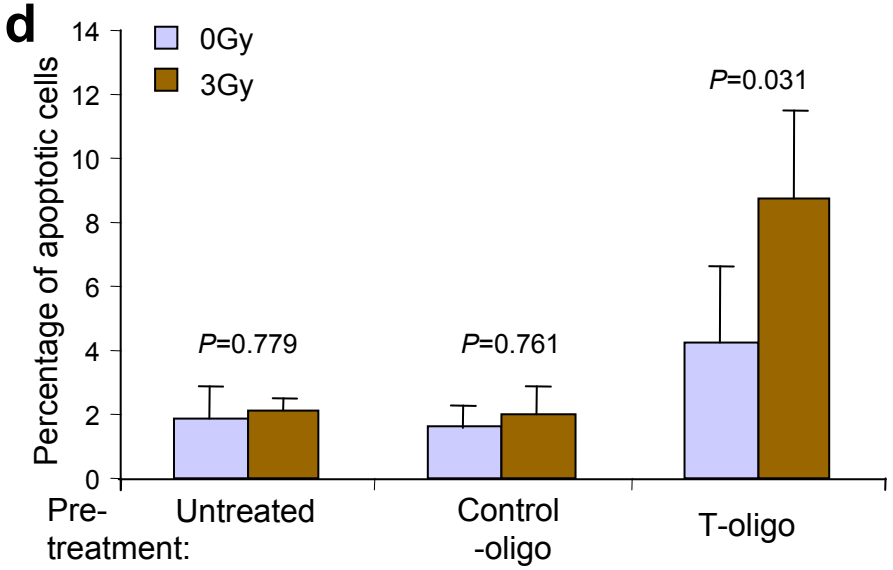
d
Percentage of apoptotic cells
14
12
10
8
6
4
2
0
0Gy
3Gy
P=0.779
P=0.761
P=0.031
Pre-treatment:
Untreated
Control -oligo
T-oligo