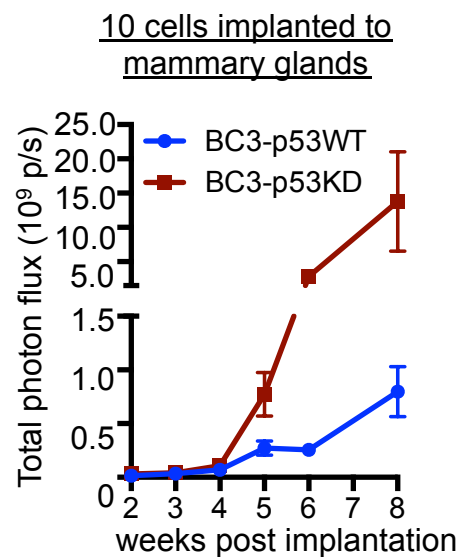


A

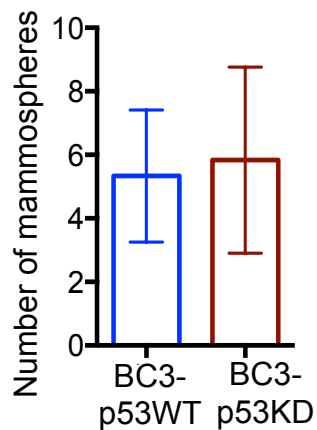
	Number of cells implanted	Number of BC3-p53WT tumors developed	Number of BC3-p53KD tumors developed
Number of tumor cells injected co-implanted with fibroblasts	10 cells	10/10	10/10
	100 cells	8/8	10/10
	1,000 cells	4/4	4/4
	10,000 cells	4/4	4/4
Number of tumor cells implanted in absence of fibroblasts	10 cells	6/6	5/6
	100 cells	4/4	4/4

B



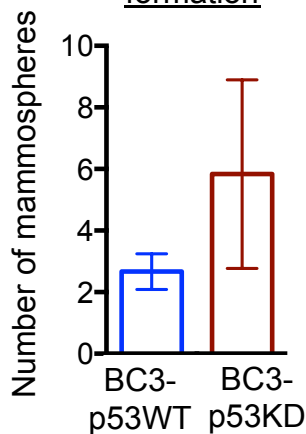
C

Primary mammosphere formation



D

Secondary mammosphere formation



E

