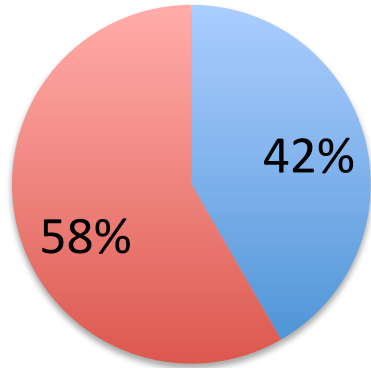
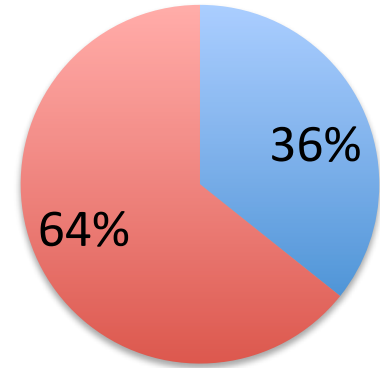


A. F1 CON Tumor Histopathology

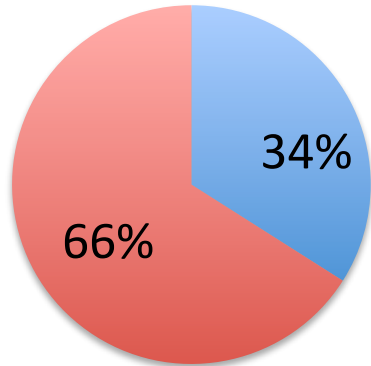


F3 CON Tumor Histopathology

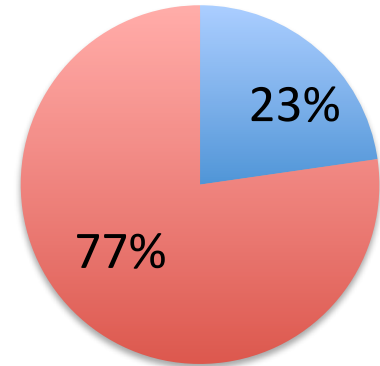


■ Benign
■ Malignant

B. F1 HF Tumor Histopathology



F3 HF Tumor Histopathology



■ Benign
■ Malignant