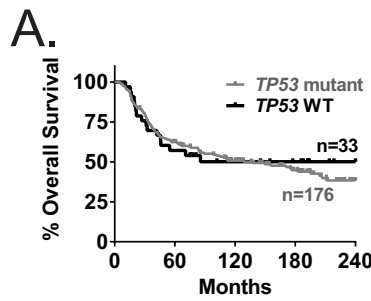
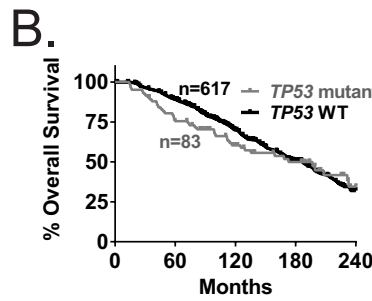


All patients



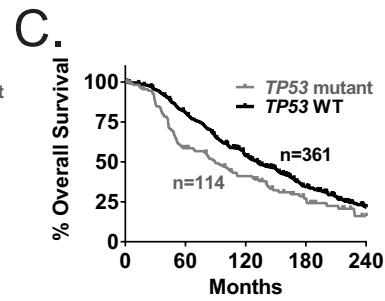
All patients Basal  
Survival: Log-rank p=0.83; Wilcoxon p<0.92

	TP53 WT	TP53 mut	p-value
n	33	176	
Grade	2.77+/-0.10	2.92+/-0.02	p<0.05
Tumor Stage	1.48+/-0.13	1.87+/-0.04	p<0.05
Tumor Size	25.0+/-1.5	30.0+/-1.5	p=0.16
NPI	4.23+/-0.23	4.67+/-0.06	p<0.05



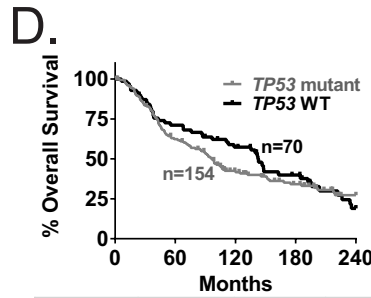
All patients Luminal A  
Survival: Log-rank p=0.5; Wilcoxon p=0.08

	TP53 WT	TP53 mut	p-value
n	617	83	
Grade	2.02+/-0.03	2.5+/-0.07	p<0.0001
Tumor Stage	1.48+/-0.02	1.70+/-0.07	p=0.38
Tumor Size	21.8+/-0.4	24.8+/-1.38	p=0.51
NPI	3.52+/-0.04	4.18+/-0.11	p<0.0001



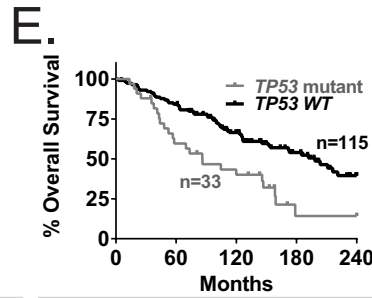
All patients Luminal B  
Survival: Log-rank p<0.005; Wilcoxon p<0.0001

	TP53 WT	TP53 mut	p-value
n	361	114	
Grade	2.47+/-0.03	2.64+/-0.04	p<0.005
Tumor Stage	1.79+/-0.03	1.88+/-0.06	p=0.26
Tumor Size	27.5+/-0.79	27.5+/-1.2	p=0.99
NPI	4.11+/-0.06	4.36+/-0.08	p<0.05



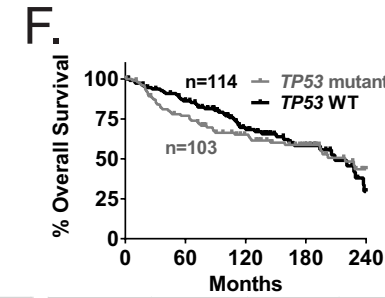
All patients Her2  
Survival: Log-rank p=0.51; Wilcoxon p=0.22

	TP53 WT	TP53 mut	p-value
n	70	154	
Grade	2.56+/-0.07	2.78+/-0.03	p<0.005
Tumor Stage	1.98+/-0.07	1.86+/-0.05	p=0.3
Tumor Size	30.7+/-1.99	28.4+/-1.48	p=0.39
NPI	4.33+/-0.13	4.51+/-0.09	p=0.28



All patients Normal  
Survival: Log-rank p<0.005; Wilcoxon p<0.05

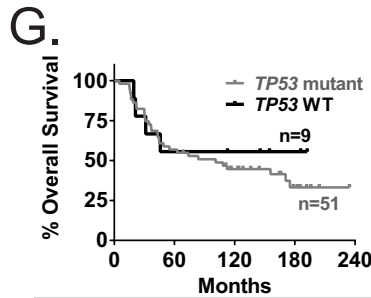
	TP53 WT	TP53 mut	p-value
n	115	33	
Grade	2.14+/-0.05	2.63+/-0.09	p<0.0001
Tumor Stage	1.65+/-0.06	1.83+/-0.10	p=0.26
Tumor Size	28.2+/-1.77	23.5+/-2.6	p=0.19
NPI	3.56+/-0.10	4.41+/-0.15	p<0.0001



All patients Claudin low  
Survival: Log-rank p=0.07; Wilcoxon p=0.20

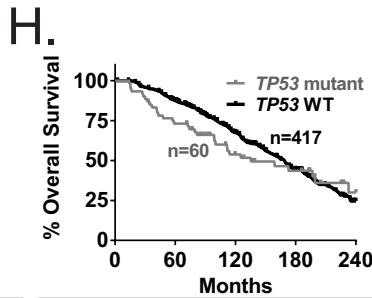
	TP53 WT	TP53 mut	p-value
n	114	103	
Grade	2.30+/-0.07	2.88+/-0.03	p<0.0001
Tumor Stage	1.61+/-0.07	1.81+/-0.06	p=0.06
Tumor Size	22.7+/-1.6	25.9+/-1.5	p=0.15
NPI	3.71+/-0.13	4.62+/-0.09	p<0.0001

Hormone therapy Rx patients



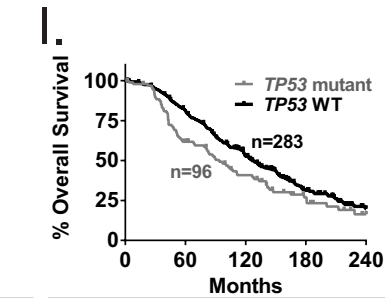
Hormone therapy Basal  
Survival: Log-rank p=0.5; Wilcoxon p=0.7

	TP53 WT	TP53 mut	p-value
n	9	51	
Grade	2.67+/-0.23	2.92+/-0.04	p=0.06
Tumor Stage	1.83+/-0.14	1.93+/-0.08	p=0.7
Tumor Size	27.0+/-3.3	31.5+/-2.38	p=0.44
NPI	4.50+/-0.38	4.71+/-0.11	p=0.5



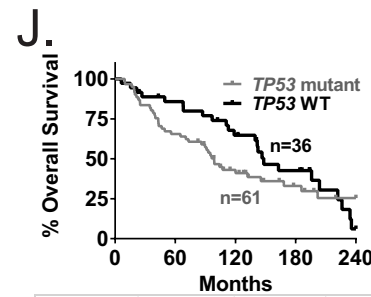
Hormone therapy Luminal A  
Survival: Log-rank p=0.4; Wilcoxon p=0.03

	TP53 WT	TP53 mut	p-value
n	417	60	
Grade	2.08+/-0.03	2.58+/-0.07	p<0.0001
Tumor Stage	1.82+/-0.03	1.85+/-0.08	p=0.7
Tumor Size	25.4+/-0.66	26.6+/-1.61	p=0.5
NPI	3.81+/-0.05	4.47+/-0.12	p<0.05



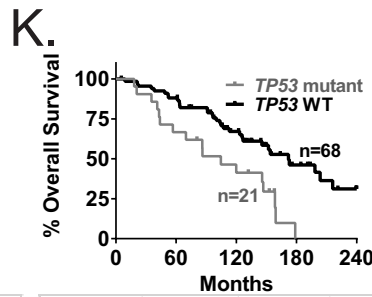
Hormone therapy Luminal B  
Survival: Log-rank p=0.03; Wilcoxon p<0.005

	TP53 WT	TP53 mut	p-value
n	283	96	
Grade	2.51+/-0.03	2.71+/-0.05	p<0.005
Tumor Stage	1.89+/-0.03	1.90+/-0.06	p=0.8
Tumor Size	28.4+/-0.87	27.9+/-1.43	p=0.8
NPI	4.3+/-0.06	4.49+/-0.08	p=0.1



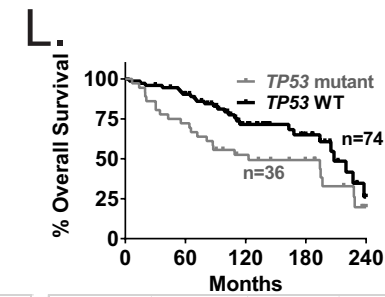
Hormone therapy Her2  
Survival: Log-rank p=0.3; Wilcoxon p<0.05

	TP53 WT	TP53 mut	p-value
n	36	61	
Grade	2.53+/-0.10	2.75+/-0.06	p<0.05
Tumor Stage	2.0+/-0.07	2.09+/-0.08	p=0.6
Tumor Size	30.0+/-2.39	32.0+/-3.0	p=0.6
NPI	4.42+/-0.18	4.59+/-0.14	p=0.5



Hormone therapy Normal  
Survival: Log-rank p<0.005; Wilcoxon p<0.05

	TP53 WT	TP53 mut	p-value
n	68	21	
Grade	2.11+/-0.07	2.71+/-0.10	p<0.0001
Tumor Stage	1.85+/-0.08	1.87+/-0.14	p=0.9
Tumor Size	29.6+/-2.0	20.5+/-1.78	p<0.05
NPI	3.69+/-0.12	4.61+/-0.19	p<0.005



Hormone therapy Claudin low  
Survival: Log-rank p<0.05; Wilcoxon p<0.05

	TP53 WT	TP53 mut	p-value
n	74	36	
Grade	2.20+/-0.09	2.82+/-0.06	p<0.0001
Tumor Stage	1.69+/-0.07	1.77+/-0.11	p=0.6
Tumor Size	23.2+/-2.0	23.5+/-2.10	p=0.9
NPI	3.78+/-0.14	4.63+/-0.17	p<0.005