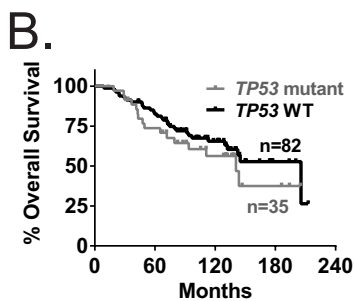
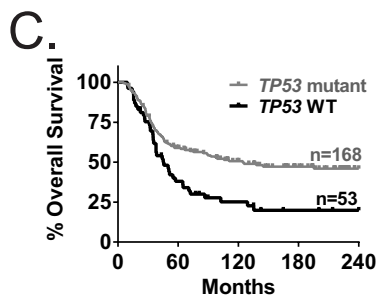


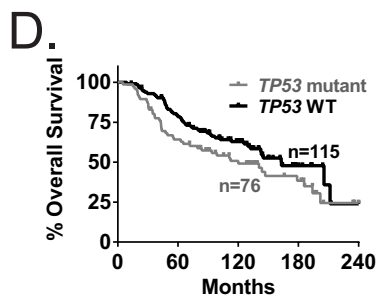
Chemo/Rad treated, ER-			
Survival: Log-rank p=0.0275; Wilcoxon p=0.0795			
	TP53 WT	TP53 mut	p-value
n	54	164	
Grade	2.89 +/- 0.04	2.93 +/- 0.02	p=0.3
Tumor Stage	2.33 +/- 0.07	2.14 +/- 0.04	<0.05
Tumor Size	35.9 +/- 2.9	30.6 +/- 1.6	p=0.1
NPI	5.29 +/- 0.11	5.10 +/- 0.06	p=0.1



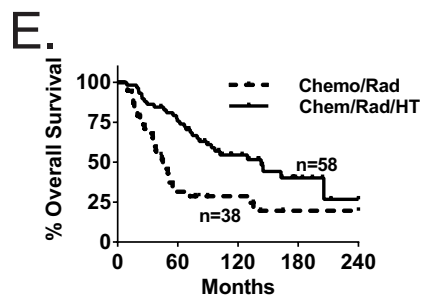
Chemo/Rad treated, ER+			
Survival: Log-rank p=0.2906; Wilcoxon p=0.3219			
	TP53 WT	TP53 mut	p-value
n	82	35	
Grade	2.52 +/- 0.07	2.69 +/- 0.08	p=0.2
Tumor Stage	2.09 +/- 0.05	2.10 +/- 0.08	p=0.9
Tumor Size	33.2 +/- 2.7	36.2 +/- 4.8	p=0.6
NPI	4.82 +/- 0.11	4.87 +/- 0.15	p=0.8



Chemo treated, no HT			
Survival: Log-rank p=0.0009; Wilcoxon p=0.0061			
	TP53 WT	TP53 mut	p-value
n	53	168	
Grade	2.85 +/- 0.06	2.90 +/- 0.02	p=0.3
Tumor Stage	2.36 +/- 0.07	2.11 +/- 0.04	<0.05
Tumor Size	38.1 +/- 3.3	30.6 +/- 1.6	<0.05
NPI	5.20 +/- 0.12	5.03 +/- 0.05	p=0.12



Chemo treated, HT treated			
Survival: Log-rank p=0.0747; Wilcoxon p=0.0298			
	TP53 WT	TP53 mut	p-value
n	115	76	
Grade	2.54 +/- 0.06	2.80 +/- 0.05	<0.005
Tumor Stage	2.11 +/- 0.05	2.13 +/- 0.06	p=0.8
Tumor Size	32.0 +/- 2.0	32.4 +/- 2.8	p=0.9
NPI	4.76 +/- 0.10	5.03 +/- 0.11	p=0.08



TP53 WT Chemo/Rad treated, Grade 3			
Survival: Log-rank p=0.0006; Wilcoxon p<0.0001			
	No HT	HT	p-value
n	38	58	
Grade	3	3	n/a
Tumor Stage	2.39 +/- 0.08	2.16 +/- 0.06	<0.005
Tumor Size	34.6 +/- 3.5	33.4 +/- 3.0	p=0.8
NPI	5.46 +/- 0.03	5.07 +/- 0.11	p=0.3