Additional file 4

CAP1 Low Moderate High

A

BF% ≤ 24

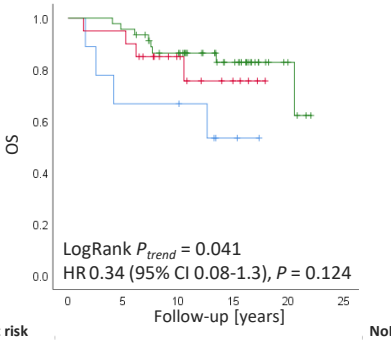

At risk							NoE
Low	9	6	6	2	0	0	4
Moderate	20	19	10	4	0	0	4
High	46	44	35	20	4	0	8

BF% 25 - 31

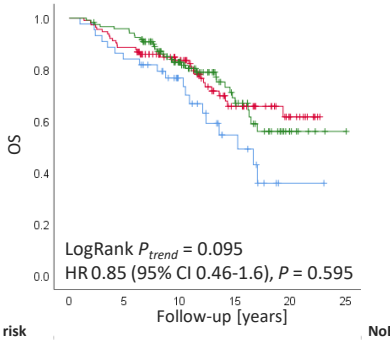

At risk							NoE
Low	44	37	23	10	1	0	19
Moderate	114	101	68	30	11	0	30
High	121	115	71	33	7	1	32

BF% ≥ 31

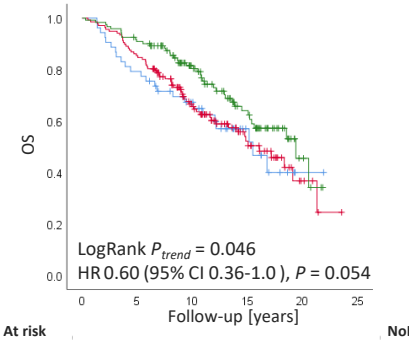

At risk							NoE
Low	53	42	29	11	1	0	24
Moderate	137	117	66	29	5	0	60
High	121	109	71	38	5	0	41

B

BMI < 25

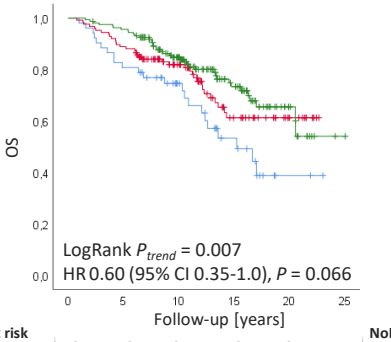

At risk							NoE
Low	52	42	27	13	2	0	23
Moderate	126	112	70	28	11	0	35
High	161	153	105	50	13	1	39

BMI 25 - 30

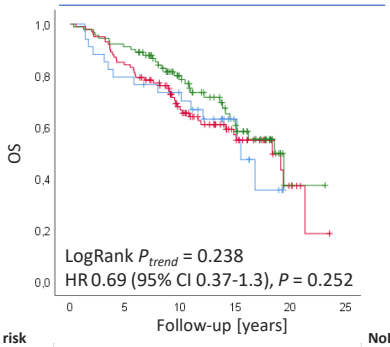

At risk							NoE
Low	34	27	22	8	0	0	15
Moderate	101	85	53	27	5	0	43
High	91	83	51	28	2	0	31

BMI > 30

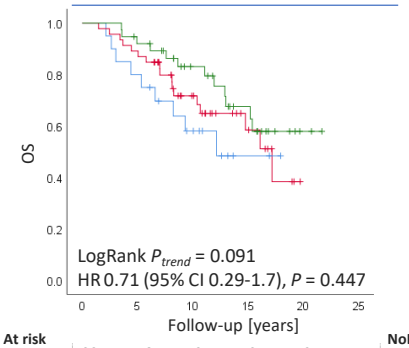

At risk							NoE
Low	20	16	9	2	0	0	9
Moderate	46	41	22	9	0	0	17
High	38	34	23	14	2	0	12

C

Waist < 81

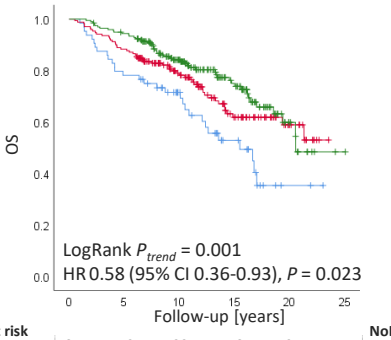

At risk							NoE
Low	64	50	33	16	2	0	30
Moderate	171	151	94	44	15	0	52
High	197	184	124	64	12	1	49

Waist 81 - 86

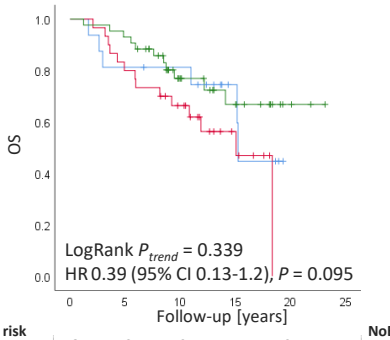

At risk							NoE
Low	16	13	12	5	0	0	6
Moderate	30	24	17	6	0	0	14
High	43	40	20	12	3	0	11

Waist > 86

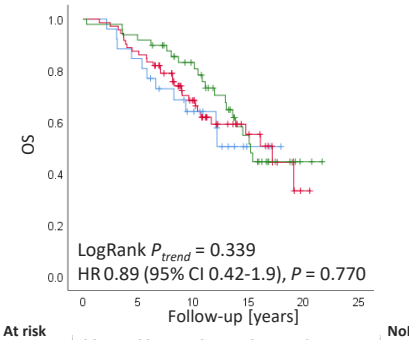

At risk							NoE
Low	26	22	13	2	0	0	11
Moderate	72	34	34	14	1	0	29
High	49	45	34	16	2	0	21

D

WHR ≤ 0.80

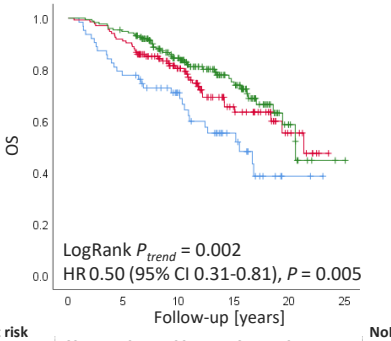

At risk							NoE
Low	63	49	33	16	2	0	29
Moderate	135	123	76	32	10	0	40
High	175	165	111	57	10	1	43

WHR 0.81 - 0.84

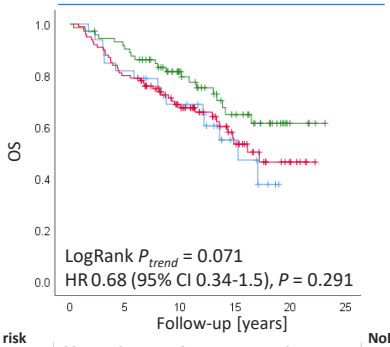

At risk							NoE
Low	33	27	19	7	0	0	15
Moderate	100	80	51	23	6	0	40
High	73	65	41	23	4	0	21

WHR ≥ 0.85

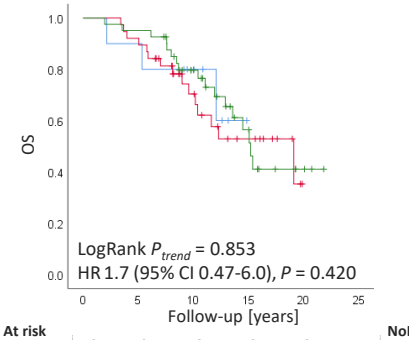

At risk							NoE
Low	10	9	6	0	0	0	3
Moderate	38	35	18	9	0	0	15
High	41	39	26	12	3	0	17