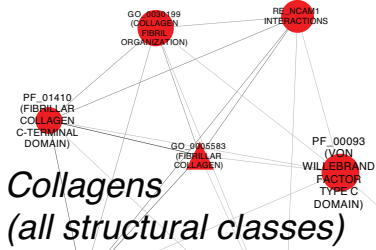


1) ECM turnover

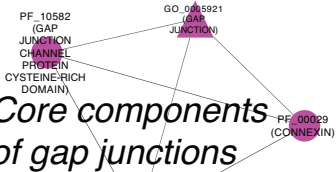
REFERENCE NODE



Contact activation pathway (coagulation)

BL INTRINSIC PATHWAY

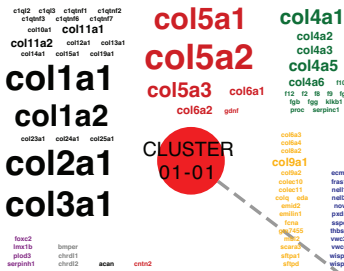
2) Gap junctions



A

1) ECM turnover

REFERENCE NODE



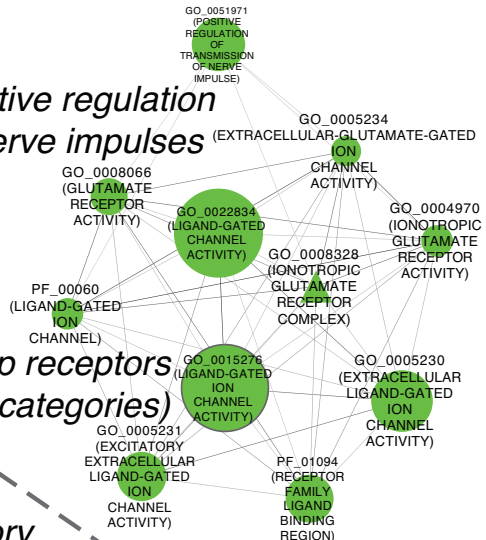
2) Gap junctions



B

3) Neurotransmission

Positive regulation of nerve impulses



Angioinhibitory signals



Mmp-mediated collagenolysis

3) Neurotransmission

