


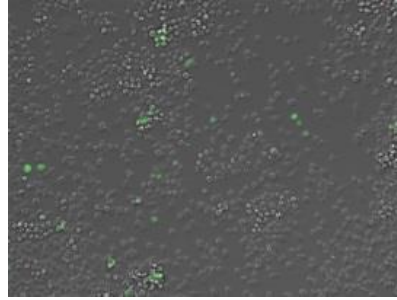
# Additional file 2: Figure. S1

**A**

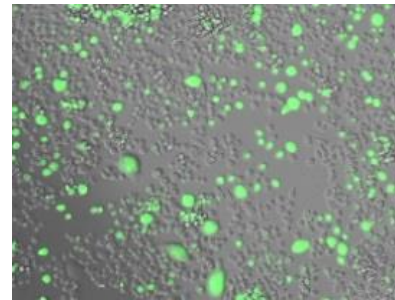
No Stim



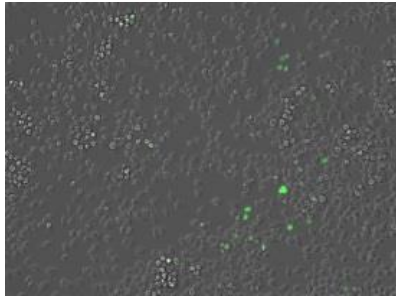
RANKL 5 ng/ml



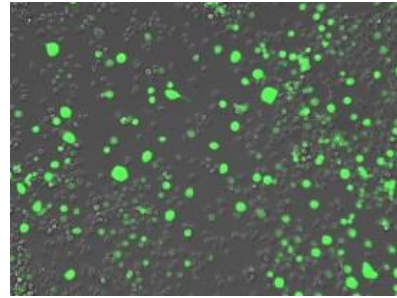
RANKL 50 ng/ml



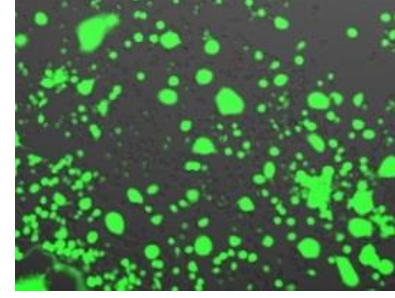
TNF- $\alpha$



RANKL 5 ng/ml + TNF- $\alpha$

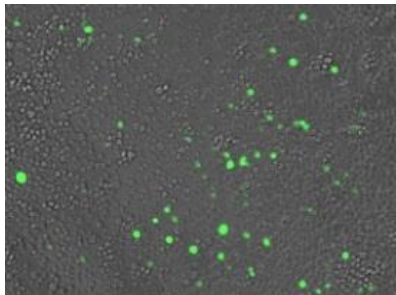


RANKL50 ng/ml + TNF- $\alpha$

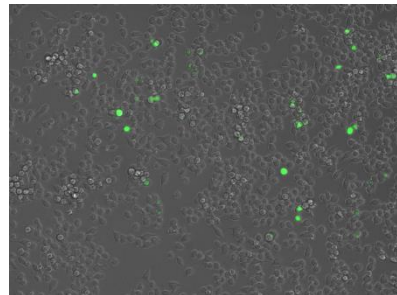


**B**

RANKL 50 ng/ml + TNF- $\alpha$   
+ $\alpha$ RANKL



RANKL 50 ng/ml + TNF- $\alpha$   
+OPG



**C**

RANKL 50 ng/ml

