

**Evolution of Patient Perceptions of Psoriatic Disease: Results From the
Understanding Psoriatic Disease Leveraging Insights for Treatment (UPLIFT)
Survey**

Mark Lebwohl, MD¹; Richard G. Langley, MD²; Carle Paul, MD, PhD³; Lluís Puíg, MD, PhD⁴; Kristian Reich, MD, PhD⁵; Peter van der Kerkhof, MD, PhD⁶; Hsiuan-Lin Wu, MS⁷; Sven Richter, MD⁷; Shauna Jardon, PharmD⁷; Paolo Gisondi, MD⁸

¹Department of Dermatology, Icahn School of Medicine at Mount Sinai, New York, NY, USA; ²Division of Dermatology, Department of Medicine, Dalhousie University, Halifax, Canada; ³Department of Dermatology, Paul Sabatier University, Toulouse, France;

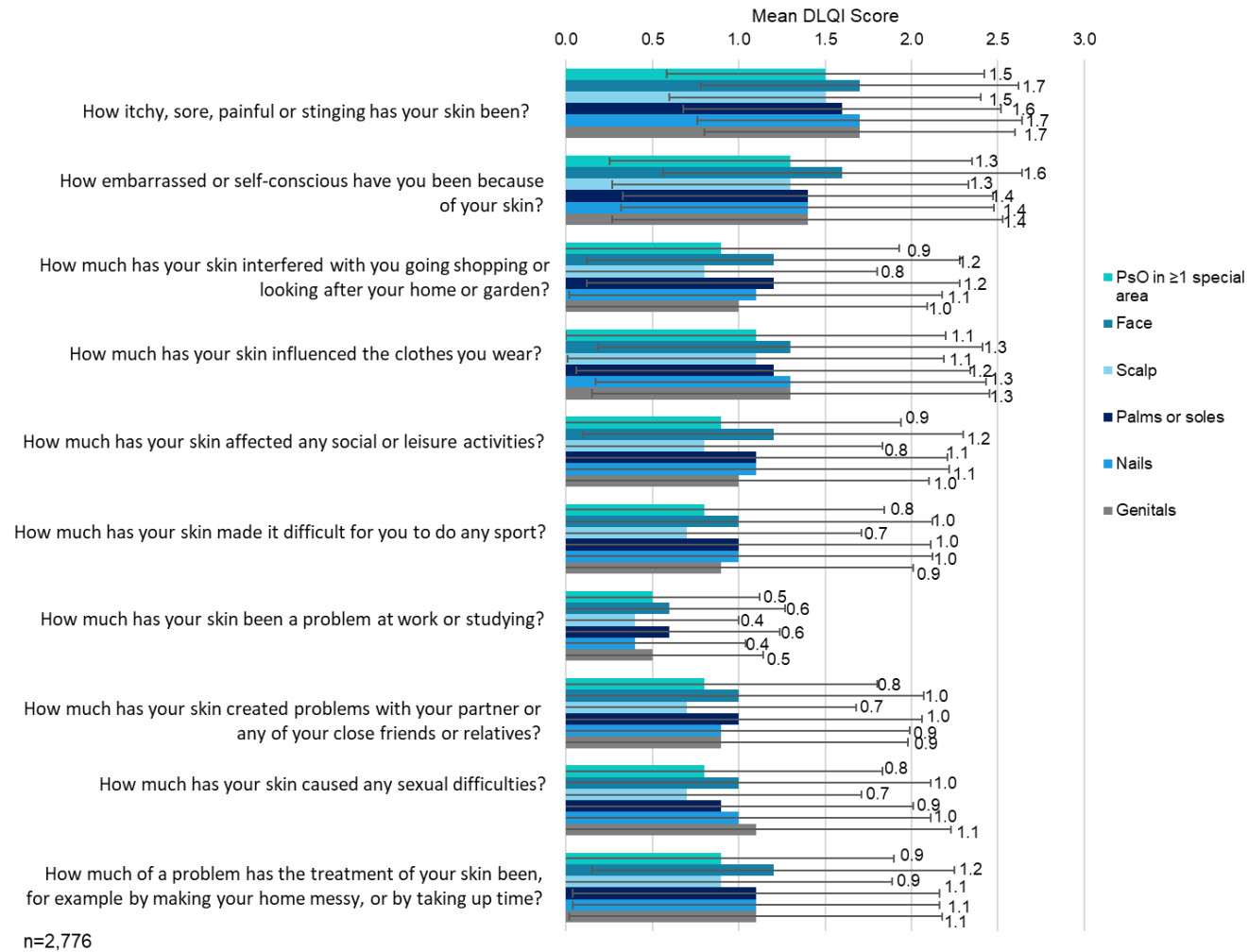
⁴Department of Dermatology, Hospital de la Santa Creu i Sant Pau, Universitat Autònoma de Barcelona, Barcelona, Spain; ⁵Center for Translational Research in Inflammatory Skin Diseases, Institute for Health Services Research in Dermatology and Nursing, University Medical Center Hamburg-Eppendorf, Hamburg, Germany;

⁶Department of Dermatology, Radboud University Medical Center, Nijmegen, Netherlands; ⁷Amgen Inc., Thousand Oaks, CA, USA; ⁸Section of Dermatology and Venereology, University Hospital of Verona, Verona, Italy

Corresponding author: Mark Lebwohl, MD, Department of Dermatology, Icahn School of Medicine at Mount Sinai, 1 Gustave L. Levy Place, Box 1048, New York, NY 10029.

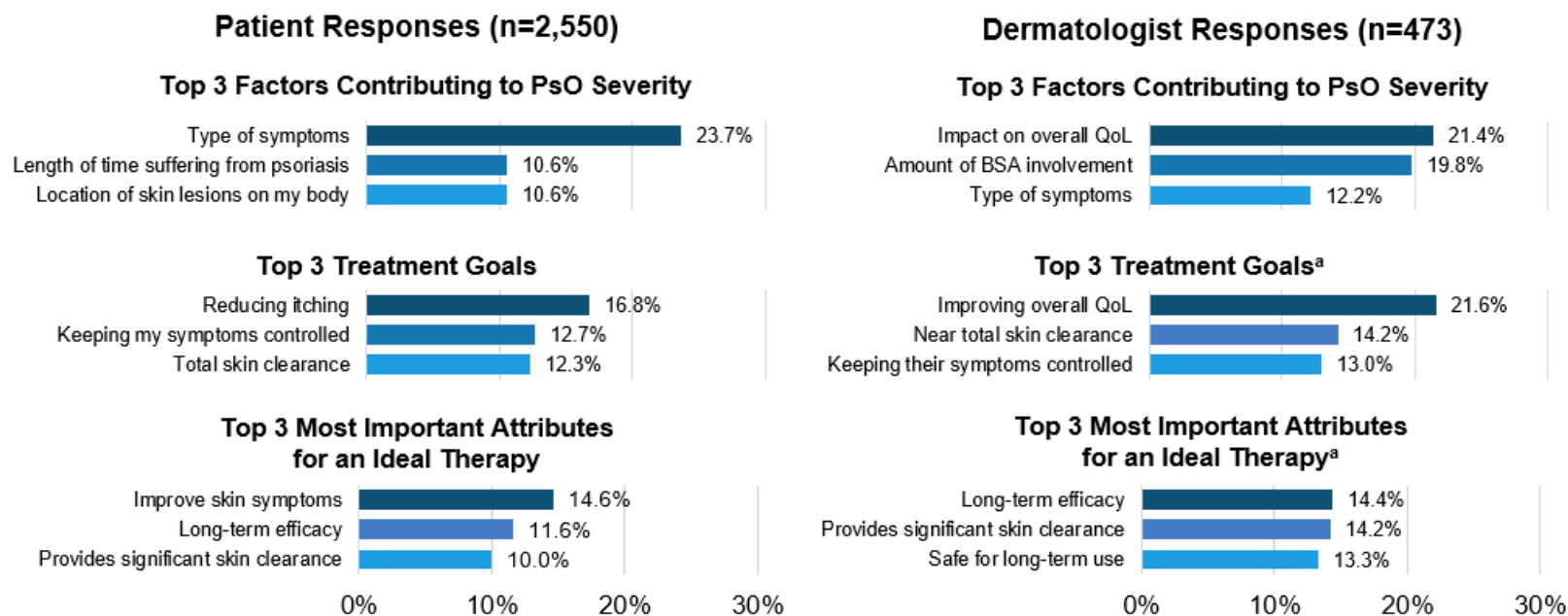
E-mail: lebwohl@aol.com.

Supplementary Figure 1. Mean DLQI Question Scores in Patients With PsO in ≥ 1 Special Area and by Special Area Involvement



Error bars represent standard deviation.
DLQI= Dermatology Life Quality Index; PsO=psoriasis.

Supplementary Figure 2. Patient and Dermatologist Perceptions of PsO Severity and Treatment

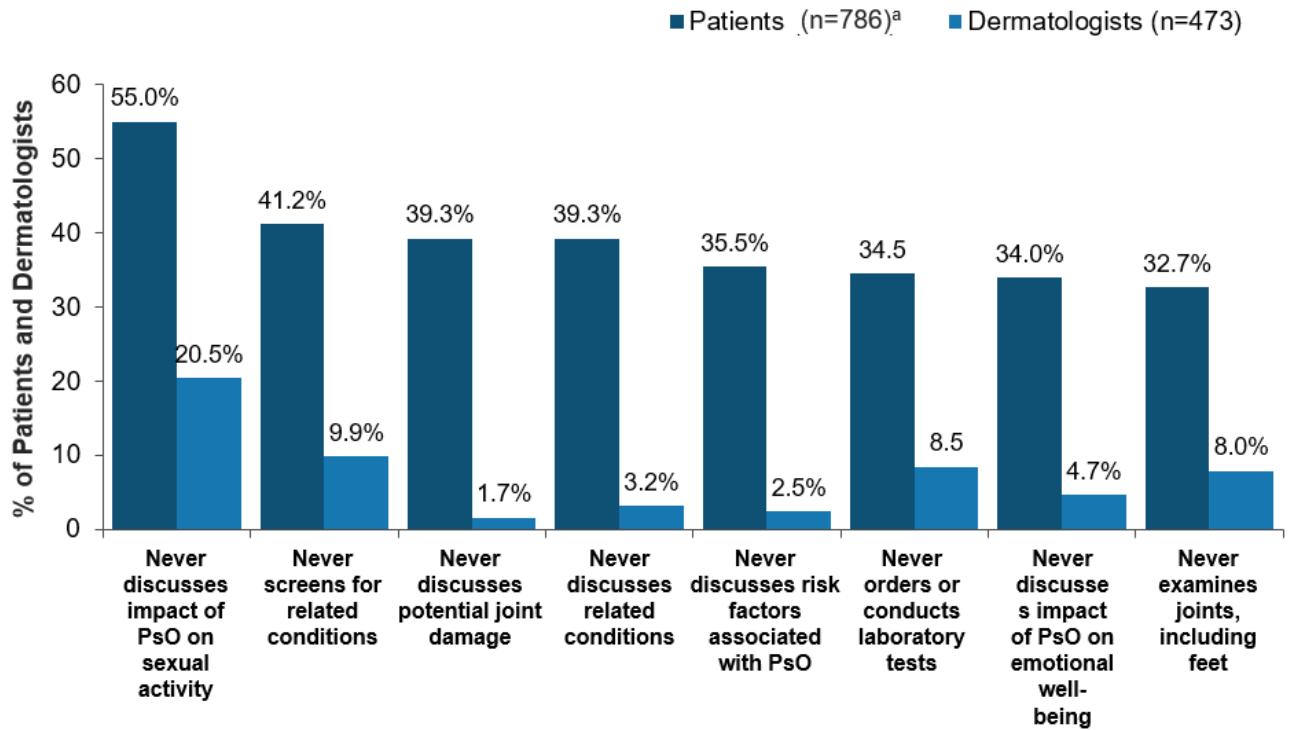


Highest-ranking responses were calculated using the sum of scores. Percentages were calculated by dividing the sum of scores by the maximum possible score.

^aSeparate responses were provided regarding patients in different severity categories (mild, moderate, or severe in the dermatologist’s estimation). Shown is the aggregate of the three categories.

BSA=psoriasis-involved body surface area; PsO=psoriasis.

Supplementary Figure 3. Patient and Dermatologist Perceptions About Office Visit Discussions

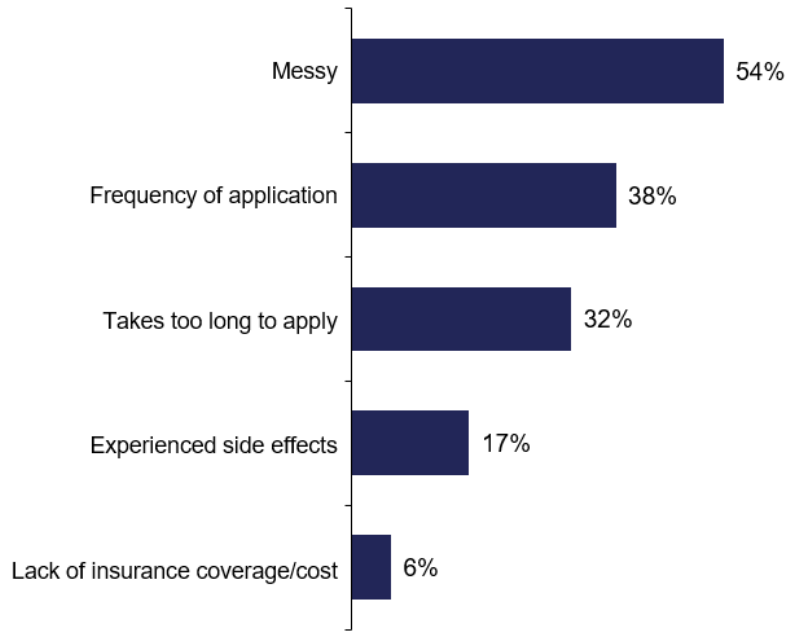


^aOf 2,550 patients with PsO, 786 reported they visited the dermatologist and answered this question.

PsO=psoriasis.

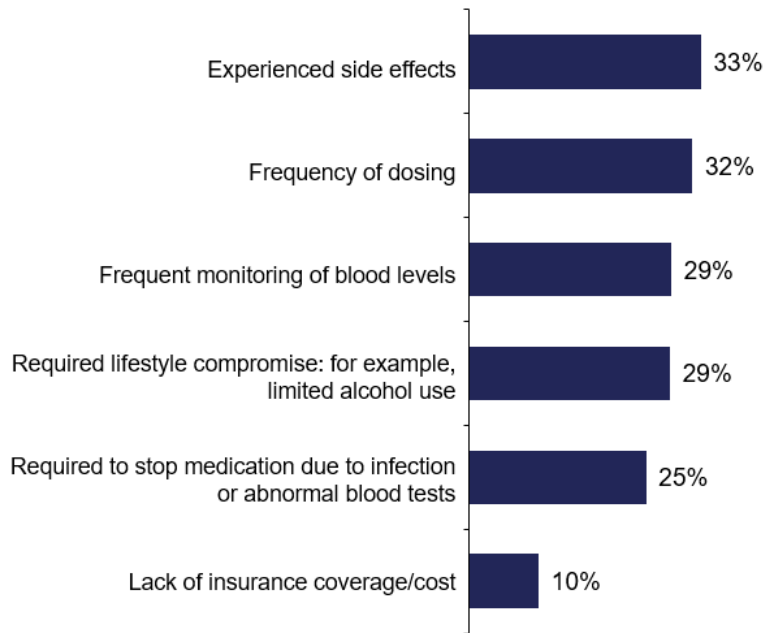
Supplementary Figure 4. Reasons for Perceived Burden of A) Topical, B) Oral, and C) Injectable or Intravenous PsO Treatments

A. Topical



n=2,340

B. Oral



n=1,392

Supplementary Material

C. Injectable or Intravenous



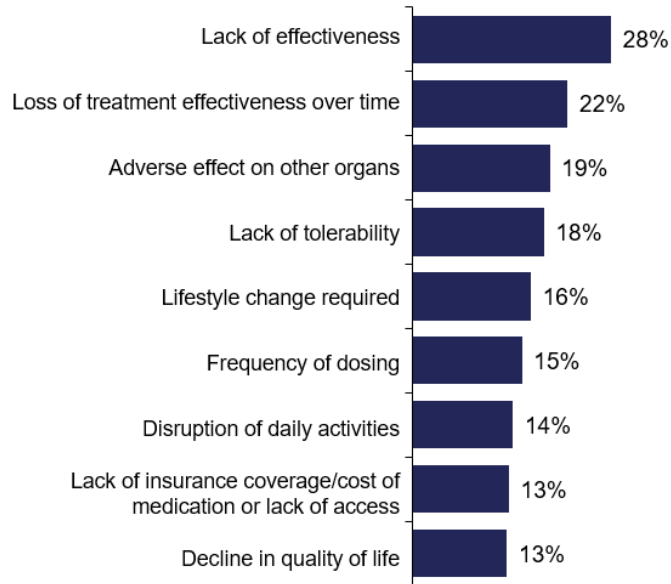
n=1,200

Patients could select more than one reason. Response options also included “other” and “don’t know/not sure”.

PsO=psoriasis.

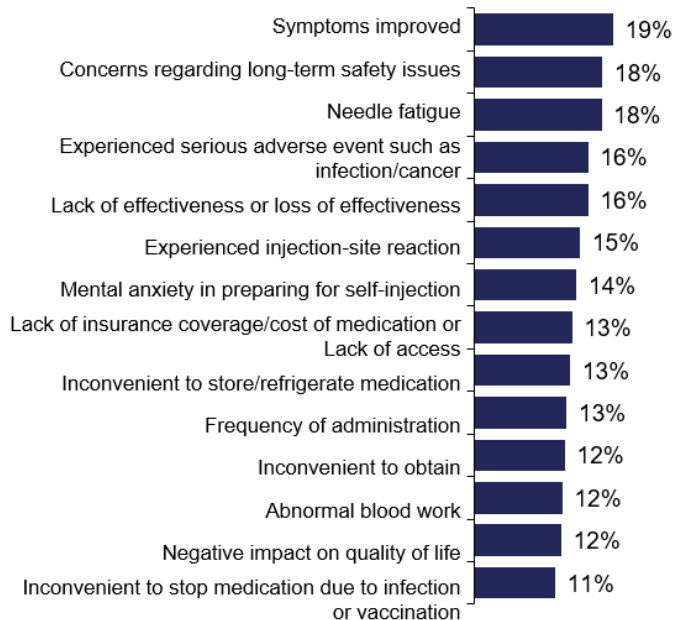
Supplementary Figure 5. Reasons for Discontinuing Prior A) Oral and B) Injectable or Intravenous PsO Treatments

A. Oral



n=1,208

B. Injectable or Intravenous



n=817

Patients could select more than one reason. Response options also included “other” and “don’t know/not sure”.

PsO=psoriasis.